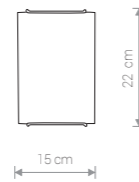




bent glass

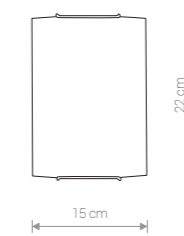


ROSETTE

szkło / glass / стекло

5692 ○ WH

1×E14, max 40W

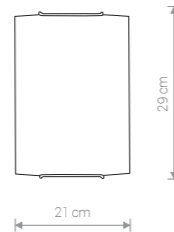


LUX MAT

szkło / glass / стекло

2267 ○ WH

1×E14, max 40W

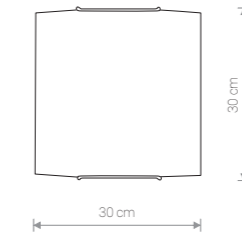


ROSETTE

szkło / glass / стекло

5694 ○ WH

1×E27, max 60W

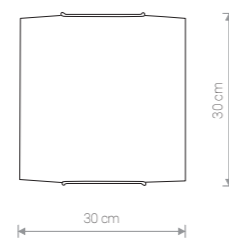


LUX MAT

szkło / glass / стекло

2272 ○ WH

1×E27, max 60W

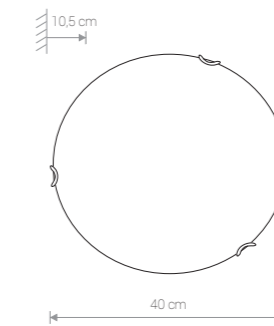


ROSETTE

szkło / glass / стекло

5760 ○ WH

1×E27, max 60W

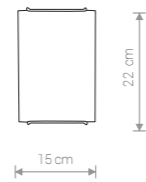


LUX MAT

szkło / glass / стекло

2274 ○ WH

2×E27, max 60W

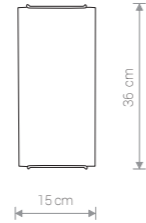


CLASSIC

szkło / glass / стекло

1129 ○ WH

1×E14, max 40W

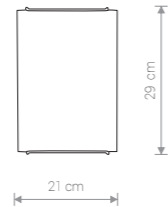


CLASSIC

szkło / glass / стекло

1130 ○ WH

2×E14, max 40W

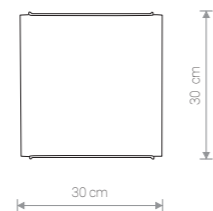


CLASSIC

szkło / glass / стекло

1131 ○ WH

1×E27, max 60W

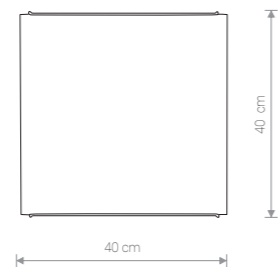


CLASSIC

szkło / glass / стекло

1135 ○ WH

1×E27, max 60W



CLASSIC

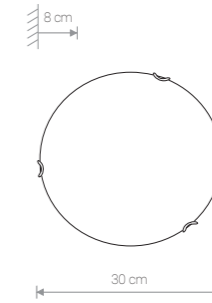
szkło / glass / стекло

1136 ○ WH

2×E27, max 60W

4923 ○ WH

4×E27, max 60W

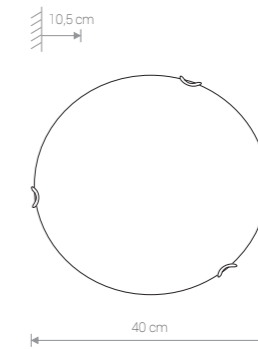


CLASSIC

szkło / glass / стекло

3908 ○ WH

1×E27, max 60W

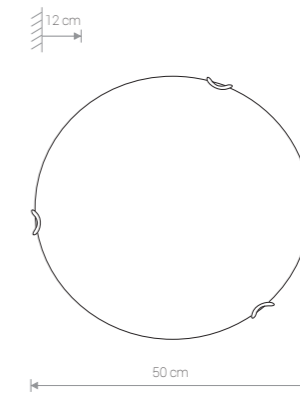


CLASSIC

szkło / glass / стекло

3910 ○ WH

2×E27, max 60W

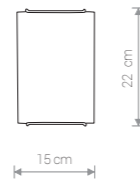


CLASSIC

szkło / glass / стекло

3912 ○ WH

3×E27, max 60W

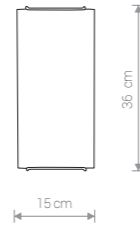


CONTRASTAMPO

szkło / glass / стекло

2280 ● EC

1×E14, max 40W

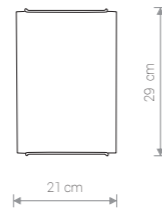


CONTRASTAMPO

szkło / glass / стекло

2281 ● EC

2×E14, max 40W

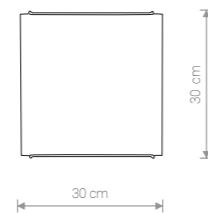


CONTRASTAMPO

szkło / glass / стекло

2282 ● EC

1×E27, max 60W

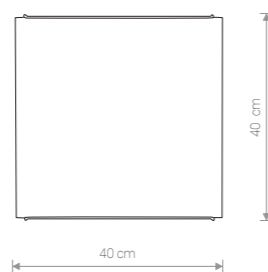


CONTRASTAMPO

szkło / glass / стекло

2283 ● EC

1×E27, max 60W

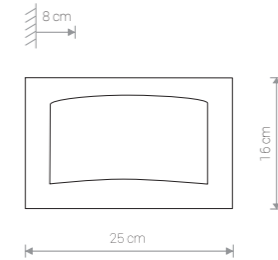



CONTRASTAMPO

szkło / glass / стекло

3571 ● EC

2×E27, max 60W

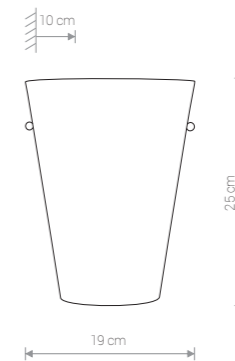


HIRO

stal, szkło / steel, glass / сталь, стекло

4525 ● SI

1×E14, max 40W

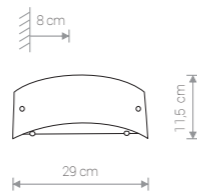


CONO CLASSIC

szkło, stal / glass, steel / стекло, сталь

2205 ○ WH

1×E27, max 60W

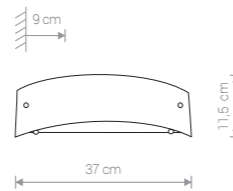


VELVET

szkło, stal / glass, steel / стекло, сталь

2470 ○ WH

1×E14, max 40W

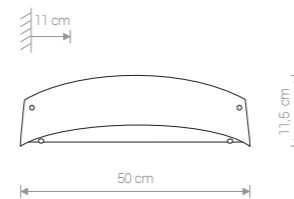


VELVET

szkło, stal / glass, steel / стекло, сталь

2469 ○ WH

1×E27, max 60W



VELVET

szkło, stal / glass, steel / стекло, сталь

2468 ○ WH

2×E27, max 60W

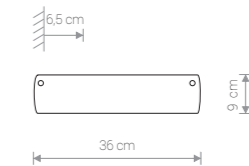


CANALINA CLASSIC

szkło / glass / стекло

1339 ○ WH

3×E14, max 40W

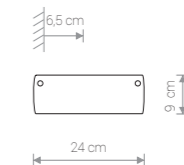


CANALINA CLASSIC

szkło / glass / стекло

1338 ○ WH

2×E14, max 40W

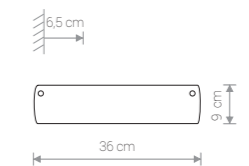


CANALINA CLASSIC

szkło / glass / стекло

1337 ○ WH

1×E14, max 40W

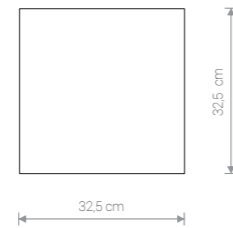


CANALINA ZEBRA

szkło / glass / стекло

1157 ○ WH

2×E14, max 40W

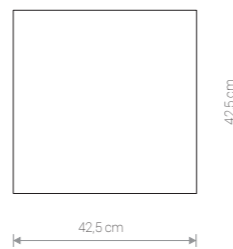


OSAKA SQUARE

drewno, szkło / wood, glass / дерево, стекло

4976 ○ WH 2902 ● WE

Ⓛ 2×E27, max 60W

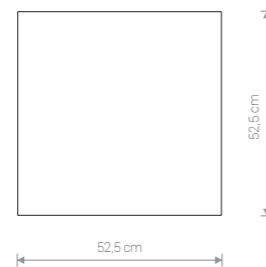


OSAKA SQUARE

drewno, szkło / wood, glass / дерево, стекло

4977 ○ WH 2903 ● WE

Ⓛ 4×E27, max 60W




OSAKA SQUARE

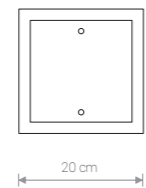
drewno, szkło / wood, glass / дерево, стекло

4978 ○ WH 2904 ● WE

Ⓛ 4×E27, max 60W

OSAKA SQUARE 4976 WH






KYOTO

drewno, szkło / wood, glass / дерево, стекло

3765 ● WE

1×G9, max 50W, 230V




KYOTO

drewno, szkło / wood, glass / дерево, стекло

3413 ● WE

1×E14, max 40W




KYOTO

drewno, szkło / wood, glass / дерево, стекло

3414 ● WE

2×E14, max 40W




KYOTO

drewno, szkło / wood, glass / дерево, стекло

3415 ● WE

3×E14, max 40W




KYOTO SHINE

drewno, szkło / wood, glass / дерево, стекло

5588 ○ WH

2×E14, max 40W




KYOTO SHINE

drewno, szkło / wood, glass / дерево, стекло

5590 ○ WH

3×E14, max 40W

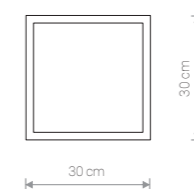


KENDO

stal, szkło / steel, glass / сталь, стекло

4301 ● SI

Ⓛ 1×E27, max 60W




NAGANO

drewno, szkło / wood, glass / дерево, стекло

4290 ● WE

Ⓛ 2×E27, max 60W

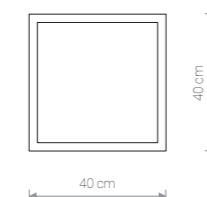


KENDO

stal, szkło / steel, glass / сталь, стекло

4302 ● SI

Ⓛ 2×E27, max 60W




NAGANO

drewno, szkło / wood, glass / дерево, стекло

4291 ● WE

Ⓛ 4×E27, max 60W

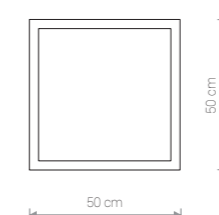


KENDO

stal, szkło / steel, glass / сталь, стекло

4303 ● SI

Ⓛ 4×E27, max 60W



NAGANO

drewno, szkło / wood, glass / дерево, стекло

4292 ● WE

Ⓛ 4×E27, max 60W