

Oil-injected rotary screw compressors

GA 15-26
GA 11⁺-30

Sustainable Productivity

Atlas Copco



Atlas Copco

Meeting your every need for compressed air

Atlas Copco's GA oil-injected screw compressors provide you with industry-leading performance and reliability and allow you to benefit from a low cost of ownership. The GA 15-26 stands for a high quality, reliable air compressor with the lowest initial investment. The GA 11⁺-30 delivers top performance in the fixed speed compressor market.



GA 22⁺

GA 15-26 **Compact economical compressors**

- Premium GA quality and optimal serviceability at the lowest initial investment.
- Good-quality, dry air thanks to the integrated dryer.
- Total control and assured efficiency with the Elektronikon® controller.

GA 11⁺-30 **State-of-the-art performers**

- Exceptional Free Air Delivery.
- Best-in-class power consumption and noise emission.
- Thanks to the integrated dryer, high quality dry air is guaranteed.
- Easy monitoring and maintenance thanks to the Elektronikon® graphic controller with high-definition color display.

GA 15-26:

Compact economical compressors

Set to tackle your daily challenges, Atlas Copco's high-performance GA compressors beat any workshop solution. Ready to supply high-quality air, they keep your air network clean and your production up and running.



1 Robust element & motor

- The GA 15-26's compression element, the most used in its size, is combined with an IE3/NEMA Class 1 efficiency motor.
- A 2-3% higher efficiency with the gear-driven drive train compared to belt-driven systems.
- Gear-driven drive train for best-in-class reliability and limited maintenance.



2 Advanced monitoring

- State-of-the-art monitoring using a simple Ethernet connection, thanks to the Elektronikon® with a built-in server.
- Service and warning indications, error detection and compressor shut-down.
- Optional Elektronikon® graphic controller for further enhanced remote monitoring features and service time indications.



3 High-tech oil vessel

- Protection from oil contamination: extremely low oil carry-over thanks to the vertical design of the oil vessel.
- Extremely low losses of compressed air during load/unload cycle thanks to minimized oil vessel size.



4 Integrated quality air solutions

- The integrated dryer avoids condensation and corrosion in the network. Optional filters for air quality up to ISO Class 1 level (<0.01 ppm).
- Standard included water separator.
- Additional energy savings with the dryer's no-loss electronic drain.

5 Easy installation


- A true plug-and-play solution, ideal machine for installation companies and OEMs.
- Optional integrated dryer.
- Easy transportation by forklift.
- Remarkably compact footprint.



GA 11⁺-30:

Industry-leading performers

Re-engineered to break records, the industrial GA 11⁺-30 compressors have the best air delivery capacity in the industry. These all-in-one solutions provide high-quality air at the lowest possible operating costs and offer extended monitoring possibilities.



1 Reliable motor & drive train

- The gearbox's maintenance-free transmission maximizes durability.
- The motor and drive train are greased for life to avoid improper re-lubrication.
- Free Air Delivery is increased by 6-17% and power consumption is reduced by 3-12% thanks to packaging and new compressor element.

2 Electrical cubicle

- Reduced cubicle temperature doubles the lifetime of the electrical components.
- Avoid damage with the electrical cubicle's standard phase sequence relay.



3 Advanced control

- High-tech Elektronikon® graphic controller with warning indications, compressor shut-down and maintenance scheduling.
- Optional centralized control over up to 6 compressors via Elektronikon®.

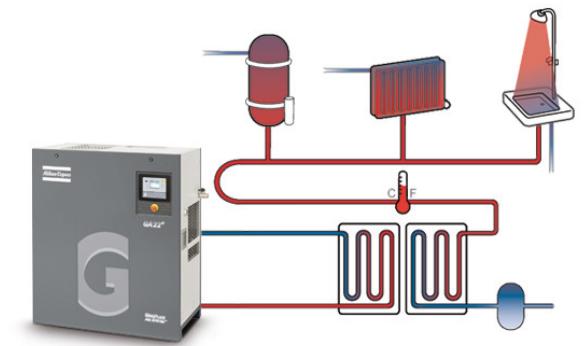


4 Quality air solutions

- Integrated dryer range with counterflow heat exchanger, integrated water separator and optional Dryer Saver Cycle.
- The integrated dryer can be outfitted with optional UD⁺ filter, resulting in oil carry-over as low as 0.01 ppm.
- Water separation of nearly 100% in all conditions with the standard electronic no-loss drain and integrated water separator in the aftercooler.

5 Energy-saving features

- Optional energy recovery system.
- Optional fan Saver Cycle, reducing energy consumption.



A step ahead in monitoring and controls

The next-generation Elektronikon® operating system offers a great variety of control and monitoring features that allow you to increase your compressor's efficiency and reliability. To maximize energy efficiency, the Elektronikon® controls the main drive motor and regulates system pressure within a predefined and narrow pressure band.



GA 15-26: Elektronikon® controller

- Improved ease of use: intuitive navigation system with clear pictograms and extra 4th LED indicator for service.
- Visualization through web browser using a simple Ethernet connection.
- Easy to upgrade.
- Increased reliability: more durable keyboard.

Key features:

- Automatic restart after voltage failure.
- Delayed Second Stop function.
- Option to upgrade to the advanced Elektronikon® graphic controller.

GA 11+-30:

Advanced Elektronikon® graphic controller

- Improved user-friendliness: 3.5-inch high-definition color display with clear pictograms and extra 4th LED indicator for service.
- Internet-based compressor visualization using a simple Ethernet connection.
- Increased reliability: new, user-friendly, multilingual user interface and durable keyboard.

Key features:

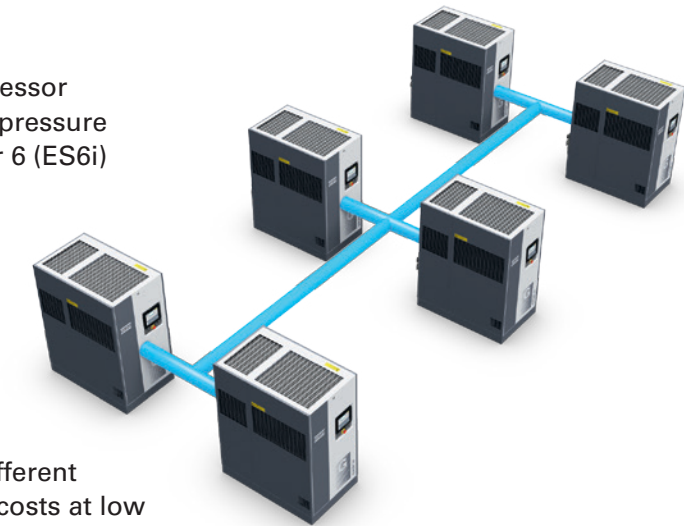
- Automatic restart after voltage failure.
- Dual pressure set point.
- More flexibility: four different week-schedules that can be programmed for a period of 10 consecutive weeks.
- On-screen Delayed Second Stop function.
- Graphical indication service plan.
- Remote control and connectivity functions.

Optional integrated compressor controller

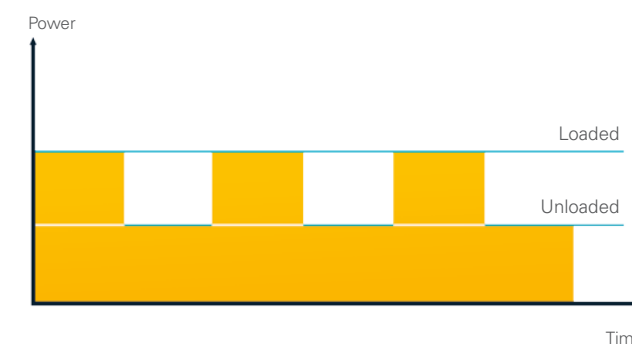
Install, with a simple license, the optional integrated compressor controller and get simple, central control to reduce system pressure and energy consumption in installations of up to 4 (ES4i) or 6 (ES6i) compressors.

Dual pressure set point & delayed second stop

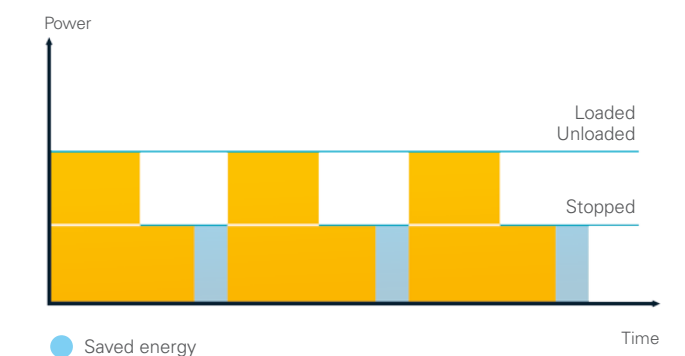
Most production processes create fluctuating levels of demand which, in turn, can create energy waste in low use periods. Using either the standard or graphic Elektronikon® controller, you can manually or automatically create two different system pressure bands to optimize energy use and reduce costs at low use times. In addition, the sophisticated Delayed Second Stop (DSS) runs the drive motor only when needed. As the desired system pressure is maintained while the drive motor's run time is minimized, energy consumption is kept at a minimum.



Without DSS

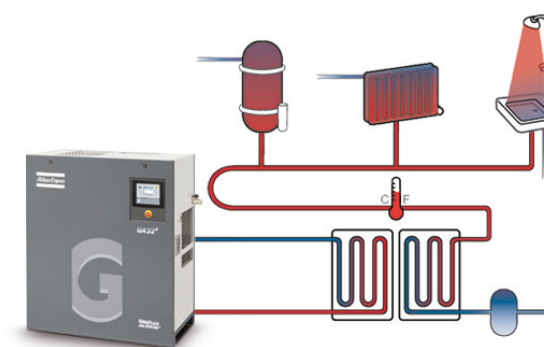


With DSS



Recover and save energy

As much as 90% of the electrical energy used by a compressed air solution is converted into heat. Using Atlas Copco's integrated energy recovery systems, it is feasible to recover up to $\approx 75\%$ of that power input as hot air or hot water without any adverse influence on the compressor's performance. Through efficient usage of the recovered energy, you bring about important energy cost savings and obtain a high return on investment.



Applications

- Auxiliary or main heating of warehouses, workshops...
- Industrial process heating
- Water heating for laundries, industrial cleaning and sanitary facilities
- Canteens and large kitchens
- Food industry
- Chemical and pharmaceutical industries
- Drying processes

Excellence in quality air

Untreated compressed air contains moisture, aerosols and dirt particles that can damage your air system and contaminate your end product. The resulting maintenance costs can far exceed air treatment costs. GA compressors provide the clean, dry air that improves your system’s reliability, avoiding costly downtime and production delays, and safeguarding the quality of your products.

Integrated purity

Many Atlas Copco compressors (Full Feature option) come with an integrated dryer that efficiently removes moisture, aerosols and dirt particles to protect your investment. This quality air expands the life of equipment, increasing efficiency and ensuring quality in your final product.

Main benefits of the new, integrated dryer solutions

- Thanks to the Saver Cycle, based on an extra ambient sensor, the dryer will shut down when a normal dew point is reached, meaning that 2/3 of the dryer’s power can be recuperated (optional for GA+).
- Available in several variants, allowing you to gain high-quality air in all ambient conditions.
- Pressure dew point at 3°C/37°F on GA and GA+ (100% relative humidity at 20°C/68°F, 5°C/41°F on GA).
- The dryer’s global warming potential has been reduced by 44%. This not only results from the refrigerant type R134a’s environmentally-friendly characteristics, but also from the smaller volume that is needed (valid for both GA and GA+).
- Can be outfitted with optional UD+ filter, allowing you to obtain the exact air quality you need for your specific application.



	ISO quality class*	Dirt particle size	Water pressure dew point GA**	Water pressure dew point GA+ **	Oil concentration
Pack unit	3..4	3 microns	-	-	3 ppm
Full Feature unit	3.4.4	3 microns	+5°C/41°F	+3°C/37°F	3 ppm
Full Feature unit with Class 2 integrated filter	2.4.2	1 micron	+5°C/41°F	+3°C/37°F	0.1 ppm
Full Feature unit with Class 1 integrated filter	1.4.1	0.01 microns	+3°C/37°F	+3°C/37°F	0.01 ppm

* The table values are maximum limits according to the respective ISO quality class.
** Water pressure dew point based on 100% RH at 20°C/68°F.

Tailored to your needs

Some applications may need or may benefit from additional options and more refined control and air treatment systems. To meet these needs, Atlas Copco has developed options and easily integrated compatible equipment providing the lowest cost compressed air.

	GA 15-26	GA 11*-30
Integrated filter Class 2	•	•
Integrated filter Class 1	•	•
Tropical thermostat	•	•
High ambient temperature versions (55°C/131°F for pack, 50°C/122°F for FF)	•	•
Roto-Xtend duty oil	•	•
Elektronikon® graphic controller*	•	✓
Wooden package	•	•
Heavy duty filter	-	•
Food-grade oil	•	•
Integrated oil/water separator OSD	-	•
Condensate water separator and auto drain	•	✓
Modulating control	•	•
Compressor inlet pre-filter	-	•
Energy recovery	-	•
Rain protection	-	•
Motor space heater + thermistors	-	•
Central control license 4 (ES4i) or 6 (ES6i) machines (on graphic)	•	•

* Optional for GA 30. ✓ : Standard • : Optional - : Not available

Technical specifications

GA 15-26

50 Hz version

Compressor type	Pressure variant	Max. working pressure		Capacity FAD*			Installed motor power		Noise level**	Weight			
		bar(e)	psi	l/s	m³/min	cfm	kW	hp		Pack Floor		FF Tank	
										kg	lbs	kg	lbs
GA 15	7.5	7.5	109	45.8	2.75	97.1	15	20	65	421	928	474	1045
	8.5	8.5	123	42.0	2.52	88.9	15	20	65	421	928	474	1045
	10.5	10.5	152	38.8	2.33	82.2	15	20	65	421	928	472	1041
	13	13.0	189	32.6	1.95	69.0	15	20	65	421	928	470	1036
GA 18	7.5	7.5	109	56.5	3.39	119.6	18.5	25	67	431	950	495	1091
	8.5	8.5	123	53.8	3.23	114.0	18.5	25	67	431	950	495	1091
	10.5	10.5	152	49.0	2.94	103.8	18.5	25	67	431	950	493	1087
	13	13.0	189	40.7	2.44	86.2	18.5	25	67	431	950	491	1082
GA 22	7.5	7.5	109	65.1	3.91	138.0	22	30	68	440	970	495	1091
	8.5	8.5	123	63.5	3.81	134.6	22	30	68	440	970	495	1091
	10.5	10.5	152	53.3	3.20	112.9	22	30	68	440	970	493	1087
	13	13.0	189	49.0	2.94	103.8	22	30	68	440	970	491	1082
GA 26	7.5	7.5	109	72.9	4.37	154.4	26	35	69	500	1102	558	1230
	8.5	8.5	123	68.1	4.09	144.2	26	35	69	500	1102	558	1230
	10.5	10.5	152	61.5	3.69	130.3	26	35	69	500	1102	556	1226
	13	13.0	189	54.7	3.28	115.9	26	35	69	500	1102	554	1221

60 Hz version

Compressor type	Pressure variant	Max. working pressure		Capacity FAD*			Installed motor power		Noise level**	Weight			
		bar(e)	psi	l/s	m³/min	cfm	kW	hp		Pack Floor		FF Tank	
										kg	lbs	kg	lbs
GA 15	100	7.4	107	47.1	2.83	99.8	15	20	66	421	928	474	1045
	125	9.1	132	42.4	2.54	89.8	15	20	66	421	928	474	1045
	150	10.8	157	39.2	2.35	83.0	15	20	66	421	928	472	1041
	175	12.5	181	30.3	1.82	64.2	15	20	66	421	928	470	1036
GA 18	100	7.4	107	56.9	3.41	120.5	18.5	25	68	431	950	495	1091
	125	9.1	132	50.9	3.05	107.8	18.5	25	68	431	950	495	1091
	150	10.8	157	48.0	2.88	101.7	18.5	25	68	431	950	493	1087
	175	12.5	181	42.2	2.53	89.4	18.5	25	68	431	950	491	1082
GA 22	100	7.4	107	67.7	4.06	143.3	22	30	69	440	970	495	1091
	125	9.1	132	60.6	3.64	128.4	22	30	69	440	970	495	1091
	150	10.8	157	54.4	3.26	115.2	22	30	69	440	970	493	1087
	175	12.5	181	49.0	2.94	103.8	22	30	69	440	970	491	1082
GA 26	100	7.4	107	74.4	4.46	157.6	26	35	70	500	1102	558	1230
	125	9.1	132	69.5	4.17	147.2	26	35	70	500	1102	558	1230
	150	10.8	157	62.8	3.77	133.0	26	35	70	500	1102	556	1226
	175	12.5	181	57.1	3.43	120.9	26	35	70	500	1102	554	1221

* Unit performance measured according to ISO 1217 ed. 4 2009, annex E, latest edition.
** Mean noise level measured at a distance of 1 m according to ISO 2151: 2004 using ISO 9614/2 (sound intensity method); tolerance 3 dB(A).

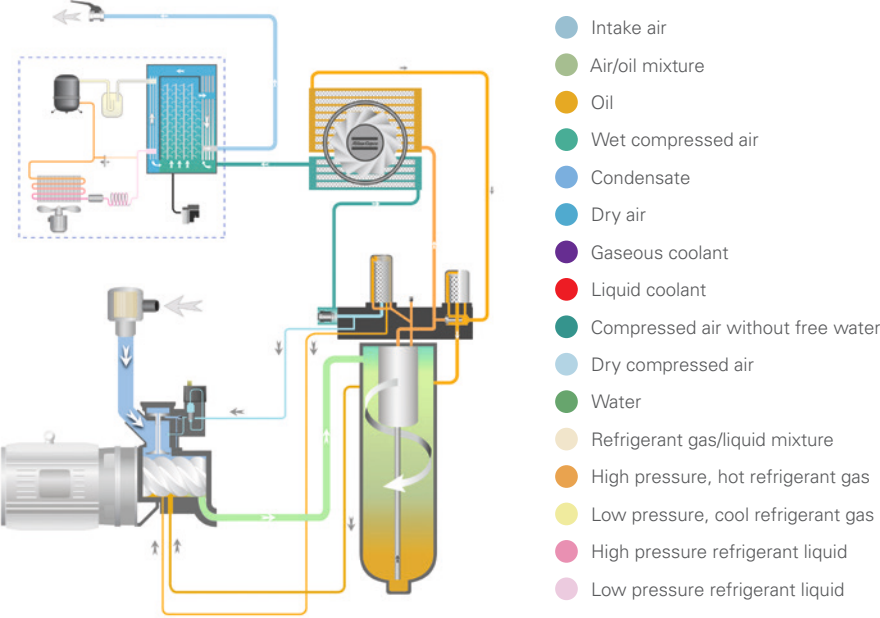
Reference conditions:
- Absolute inlet pressure 1 bar (14.5 psi).
- Intake air temperature 20°C/68°F.

FAD is measured at the following effective working pressures:
- 7 bar(e)
- 8 bar(e)
- 10 bar(e)
- 12.5 bar(e)

Maximum working pressure:
- 13 bar(e) (188 psig)

Dimensions

L: 1225 mm/49"
W: 695 mm/27"
H: 1475 mm/58"



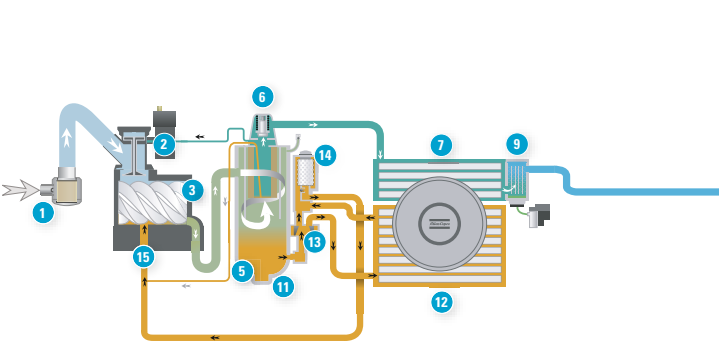
Technical specifications

GA 11+-30

50 Hz version

Compressor type	Pressure variant	Max. working pressure				Capacity FAD*			Installed motor power		Noise level**	Weight			
		WorkPlace		WorkPlace Full Feature								WorkPlace		WorkPlace Full Feature	
		bar(e)	psi	bar(e)	psi	l/s	m³/min	cfm	kW	hp		dB(A)	kg	lbs	kg
GA 11*	75	75	109	73	105	35.8	128.9	75.9	11	15	63	410	904	455	1003
	8.5	8.5	116	8.3	120	33.8	121.7	71.7	11	15	63	410	904	455	1003
	10	10	145	9.8	141	30.3	109.1	64.2	11	15	63	410	904	455	1003
	13	13	189	12.8	185	25.2	90.7	53.4	11	15	63	410	904	455	1003
GA 15*	75	75	109	73	105	46.9	168.8	99.4	15	20	64	420	926	470	1036
	8.5	8.5	116	8.3	120	43.8	157.7	92.9	15	20	64	420	926	470	1036
	10	10	145	9.8	141	39.8	143.3	84.4	15	20	64	420	926	470	1036
	13	13	189	12.8	185	32.8	118.1	69.5	15	20	64	420	926	470	1036
GA 18*	75	75	109	73	105	58.1	209.2	123.2	18.5	25	65	440	970	500	1102
	8.5	8.5	116	8.3	120	54.3	195.5	115.1	18.5	25	65	440	970	500	1102
	10	10	145	9.8	141	48.7	175.3	103.2	18.5	25	65	440	970	500	1102
	13	13	189	12.8	185	41.1	148.0	87.1	18.5	25	65	440	970	500	1102
GA 22*	75	75	109	73	105	68.2	245.5	144.6	22	30	66	455	1003	515	1135
	8.5	8.5	116	8.3	120	64.5	232.2	136.7	22	30	66	455	1003	515	1135
	10	10	145	9.8	141	58.1	209.2	123.2	22	30	66	455	1003	515	1135
	13	13	189	12.8	185	50.7	182.5	107.5	22	30	66	455	1003	515	1135
GA 26*	75	75	109	73	105	79.8	287.3	169.2	26	35	67	525	1157	595	1312
	8.5	8.5	116	8.3	120	76.2	274.3	161.5	26	35	67	525	1157	595	1312
	10	10	145	9.8	141	69.3	249.5	146.9	26	35	67	525	1157	595	1312
	13	13	189	12.8	185	60.1	216.4	127.4	26	35	67	525	1157	595	1312
GA 30	75	75	109	73	105	90.0	324.0	190.8	30	40	68	540	1191	610	1345
	8.5	8.5	116	8.3	120	86.4	311.0	183.2	30	40	68	540	1191	610	1345
	10	10	145	9.8	141	79.8	287.3	169.2	30	40	68	540	1191	610	1345
	13	13	189	12.8	185	68.7	247.3	145.6	30	40	68	540	1191	610	1345

Standard



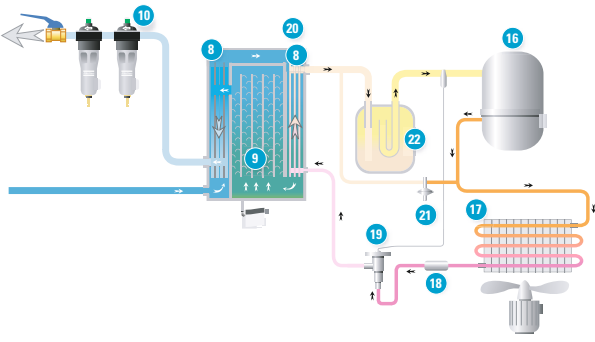
Air flow

- 1
- Air intake filter
- 2
- Air intake valve
- 3
- Compression element
- 4
- Non return valve
- 5
- Air/oil separator vessel
- 6
- Minimum pressure valve
- 7
- After-cooler
- 8
- Air-air heat exchanger
- 9
- Water separator with drain
- 10
- DD/PD filters (optional)

Oil flow

- 11
- Oil
- 12
- Oil-cooler
- 13
- Hermostatic bypass valve
- 14
- Oil filter
- 15
- Oil stop valve

Full Feature version (FF)



Refrigerant flow

- 16
- Refrigerant compressor
- 17
- Condenser
- 18
- Liquid refrigerant dryer/filter
- 19
- Thermostatic expansion valve
- 20
- Evaporator
- 21
- Hot gas bypass valve
- 22
- Accumulator

60 Hz version

Compressor type	Pressure variant	Max. working pressure				Capacity FAD*			Installed motor power		Noise level**	Weight			
		WorkPlace		WorkPlace Full Feature								WorkPlace		WorkPlace Full Feature	
		bar(e)	psi	bar(e)	psi	l/s	m³/min	cfm	kW	hp		dB(A)	kg	lbs	kg
GA 11*	100	74	107	72	104	370	133.2	78.4	11	15	63	410	904	455	1003
	125	9.1	132	8.9	128	32.0	115.2	678	11	15	63	410	904	455	1003
	150	10.8	157	10.3	149	29.3	105.5	62.1	11	15	63	410	904	455	1003
	175	12.5	181	12.3	178	25.3	91.1	53.6	11	15	63	410	904	455	1003
GA 15*	100	74	107	72	104	48.3	173.9	102.4	15	20	64	420	926	470	1036
	125	9.1	132	8.9	128	42.9	154.4	90.9	15	20	64	420	926	470	1036
	150	10.8	157	10.3	149	39.4	141.8	83.5	15	20	64	420	926	470	1036
	175	12.5	181	12.3	178	33.9	122.0	71.9	15	20	64	420	926	470	1036
GA 18*	100	74	107	72	104	59.6	214.6	126.4	18.5	25	66	440	970	500	1102
	125	9.1	132	8.9	128	53.3	191.9	113.0	18.5	25	66	440	970	500	1102
	150	10.8	157	10.3	149	47.8	172.1	101.3	18.5	25	66	440	970	500	1102
	175	12.5	181	12.3	178	42.5	153.0	90.1	18.5	25	66	440	970	500	1102
GA 22*	100	74	107	72	104	70.3	253.1	149.0	22	30	67	455	1003	515	1135
	125	9.1	132	8.9	128	62.9	226.4	133.3	22	30	67	455	1003	515	1135
	150	10.8	157	10.3	149	56.9	204.8	120.6	22	30	67	455	1003	515	1135
	175	12.5	181	12.3	178	52.3	188.3	110.9	22	30	67	455	1003	515	1135
GA 26*	100	74	107	72	104	81.2	292.3	172.1	26	35	67	525	1157	595	1312
	125	9.1	132	8.9	128	74.1	266.8	157.1	26	35	67	525	1157	595	1312
	150	10.8	157	10.3	149	67.4	242.6	142.9	26	35	67	525	1157	595	1312
	175	12.5	181	12.3	178	60.7	218.5	128.7	26	35	67	525	1157	595	1312
GA 30	100	74	107	72	104	90.1	324.4	191.0	30	40	68	540	1191	610	1345
	125	9.1	132	8.9	128	84.1	302.8	178.3	30	40	68	540	1191	610	1345
	150	10.8	157	10.3	149	77.1	277.6	163.5	30	40	68	540	1191	610	1345
	175	12.5	181	12.3	178	70.1	252.4	148.6	30	40	68	540	1191	610	1345

* Unit performance measured according to ISO 1217, Annex C, latest edition.
** Mean noise level measured according to ISO 2151/Pneuro/Cagi PN8NTC2 test code; tolerance 2 dB(A).

- Reference conditions:
- Absolute inlet pressure 1 bar (14.5 psi)
 - Intake air temperature 20°C/68°F

- FAD is measured at the following working pressures:
- 75 bar versions at 7 bar
 - 8 bar versions at 8 bar
 - 10 bar versions at 9.5 bar
 - 13 bar versions at 12.5 bar

Pressure dew point of integrated refrigerant dryer of GA 11+ - GA 15+ - GA 18+ - GA 22+ - GA 26+ - GA 30 at reference conditions 2°C to 3°C/36°F to 37°F


Dimensions

GA 11+ - GA 22+

H: 1475 mm/58"
L: 1255 mm/49"
W: 692 mm/27"

GA 26+ - GA 30

H: 1475 mm/58"
L: 1255 mm/49"
W: 865 mm/34"



Committed to sustainable productivity

We stand by our responsibilities towards our customers, towards the environment and the people around us.
We make performance stand the test of time. This is what we call – Sustainable Productivity.



2935 0812 42 © 2017, Atlas Copco Airpower NV, Belgium. All rights reserved.
Designs and specifications are subject to change without notice or obligation.
Read all safety instructions in the manual before usage.

Atlas Copco