

OIL-INJECTED ROTARY SCREW COMPRESSORS

GA 15-26 / GA 11⁺-26⁺ / GA VSD⁺ 15-37
(11-37 kW/20-50 hp)



Atlas Copco



The Atlas Copco logo is displayed in a white, stylized script font, centered between two horizontal white bars on a dark grey background.

Atlas Copco

MEETING YOUR EVERY NEED FOR COMPRESSED AIR

Atlas Copco's GA oil-injected screw compressors provide you with industry-leading performance and reliability and allow you to benefit from a low cost of ownership. Atlas Copco offers a trinity line-up of compressors that matches your precise requirements. The GA 15-26 stands for a high quality, reliable air compressor with the lowest initial investment. The GA 11⁺-30 delivers top performance in the fixed speed compressor market. Our premium product, the GA 15-37VSD⁺, is a unique state-of-the-art air compressor with unparalleled performance and energy savings.





GA 15-26

COMPACT ECONOMICAL COMPRESSORS

- Premium GA quality and optimal serviceability at the lowest initial investment.
- Good-quality, dry air thanks to the integrated dryer.
- Total control and assured efficiency with the Elektronikon® controller.

GA 11+ -30

STATE-OF-THE-ART PERFORMERS

- Exceptional Free Air Delivery.
- Best-in-class power consumption and noise emission.
- Thanks to the integrated dryer, high quality dry air is guaranteed.
- Easy monitoring and maintenance thanks to the Elektronikon® graphic controller with high-definition color display.

GA 15-37 VSD+

ULTIMATE ENERGY SAVERS

- On average 50% energy savings compared to traditional fixed speed compressors via advanced Variable Speed Drive+ technology.
- Flexible pressure selection: 4-13 bar.
- Excellent-quality, dry air at the lowest energy cost thanks to the new, integrated dryer range.
- Easy monitoring and maintenance thanks to the Elektronikon® graphic controller with high-definition color display.
- Innovative vertical design minimizes the required floor space while improving serviceability.

GA 15-26: COMPACT ECONOMICAL COMPRESSORS

Set to tackle your daily challenges, Atlas Copco's high-performance tank-mounted GA compressors beat any workshop solution. Ready to supply high-quality air, they keep your air network clean and your production up and running.



1

Robust element & motor

- The GA 15-26's compression element, the most used in its size, is combined with an IE3/NEMA Class 1 efficiency motor.
- A 2-3% higher efficiency with the gear-driven drive train compared to belt-driven systems.
- Gear-driven drive train for best-in-class reliability and limited maintenance.



2

Advanced monitoring

- State-of-the-art monitoring using a simple Ethernet connection, thanks to the Elektronikon® with a built-in server.
- Service and warning indications, error detection and compressor shut-down.
- Optional Elektronikon® graphic controller for further enhanced remote monitoring features and service time indications.



3

High tech oil vessel

- Protection from oil contamination: extremely low oil carry-over thanks to the vertical design of the oil vessel.
- Extremely low losses of compressed air during load/unload cycle thanks to minimized oil vessel size.



4

Integrated quality air solutions

- The integrated dryer avoids condensation and corrosion in the network. Optional filters for air quality up to ISO Class 1 level (<0.01 ppm).
- Standard included water-separator.
- Additional energy savings with the dryer's no-loss electronic drain.

5

Easy installation

- A true plug-and-play solution, ideal machine for installation companies and OEMs.
- Optional integrated dryer, air filters and factory-mounted 500L receiver.
- Easy transportation by forklift.
- Remarkably compact footprint.



GA 11⁺-30: INDUSTRY-LEADING PERFORMERS


Re-engineered to break records, the industrial GA 11⁺-30 compressors have the best air delivery capacity in the industry. These all-in-one solutions provide high-quality air at the lowest possible operating costs and offer extended monitoring possibilities.



1

Reliable motor & drive train

- The gearbox's maintenance-free transmission maximizes durability.
- The motor and drive train are greased for life to avoid improper re-lubrication.
- Free Air Delivery is increased by 6-17% and power consumption is reduced by 3-12% thanks to packaging and new compressor element.



2

Electrical cubicle


- Reduced cubicle temperature doubles the lifetime of the electrical components.
- Avoid damage with the electrical cubicle's standard phase sequence relay.



3

Advanced control

- High-tech Elektronikon® graphic controller with warning indications, compressor shut-down and maintenance scheduling.
- Optional centralized control over up to 6 compressors via Elektronikon®.



4

1



4

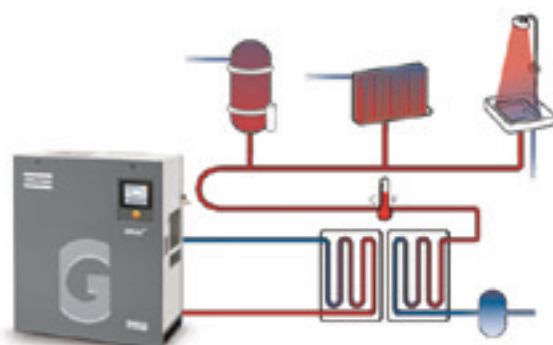
Quality air solutions

- Integrated dryer range with counterflow heat exchanger, integrated water separator and optional Dryer Saver Cycle.
- The integrated dryer can be outfitted with optional UD+ filter, resulting in oil carry-over as low as 0.01 ppm.
- Water separation of nearly 100% in all conditions with the standard electronic no-loss drain and integrated water separator in the aftercooler.

5

Energy-saving features

- Optional energy recovery system.
- Optional fan Saver Cycle, reducing energy consumption.



GA 15-37 VSD⁺: ULTIMATE ENERGY SAVERS

With its innovative vertical design, Atlas Copco's GA 15-37 VSD⁺ brings a game-changing revolution in the compressor industry. It offers Variable Speed Drive as standard, a compact motor and small footprint thanks to its in-house design and iPM (permanent magnet) technology. The GA VSD⁺ reduces energy consumption by on average 50%, with uptimes assured even in the harshest conditions.



1

Interior Permanent Magnet (IPM) motor

- Very high efficiency: exceeds IE3.
- Compact, customized design for optimal cooling by oil.
- Designed in-house in Belgium.
- IP66 vs. IP55.
- No cooling air flow required.
- Oil-lubricated motor bearing: no (re)grease(ing), increased uptime.

2

Element

- Made by Atlas Copco.
- Robust and silent.

3

Direct drive

- Vertical design, fewer parts.
- Oil-cooled, pressure-tight.
- No gears or belts, no shaft seal.
- Compact: footprint down 60%.



4

Innovative fan

- Based on the newest technologies.
- In compliance with ERP2015 efficiency.
- Low noise levels.



5

Robust oil filter/separator

- Integrated bypass valve with the oil filter.
- Easy maintenance.

6

Electronic no-loss water drain

- Included as standard.
- Efficient removal of condensate without loss of compressed air.
- Manual integrated bypass for effective condensate removal in case of power failure.



7

Elektronikon® controller

- Integrated smart algorithms reduce system pressure and energy consumption.
- Warning indications, maintenance scheduling and online status visualization.
- Graphic display of key parameters (day, week, month) and 32 language settings.

8

Sentinel inlet valve

- No inlet arrestor.
- No blow off losses.
- Maintenance free.



9

VSD+ cubicle

- VSD+ superior to idling machines.
- Electrical components remain cool, enhancing lifetime of components.
- Dedicated drive for iPM technology motors.
- 5% DC choke as standard.
- Heat dissipation of inverter in separate compartment.



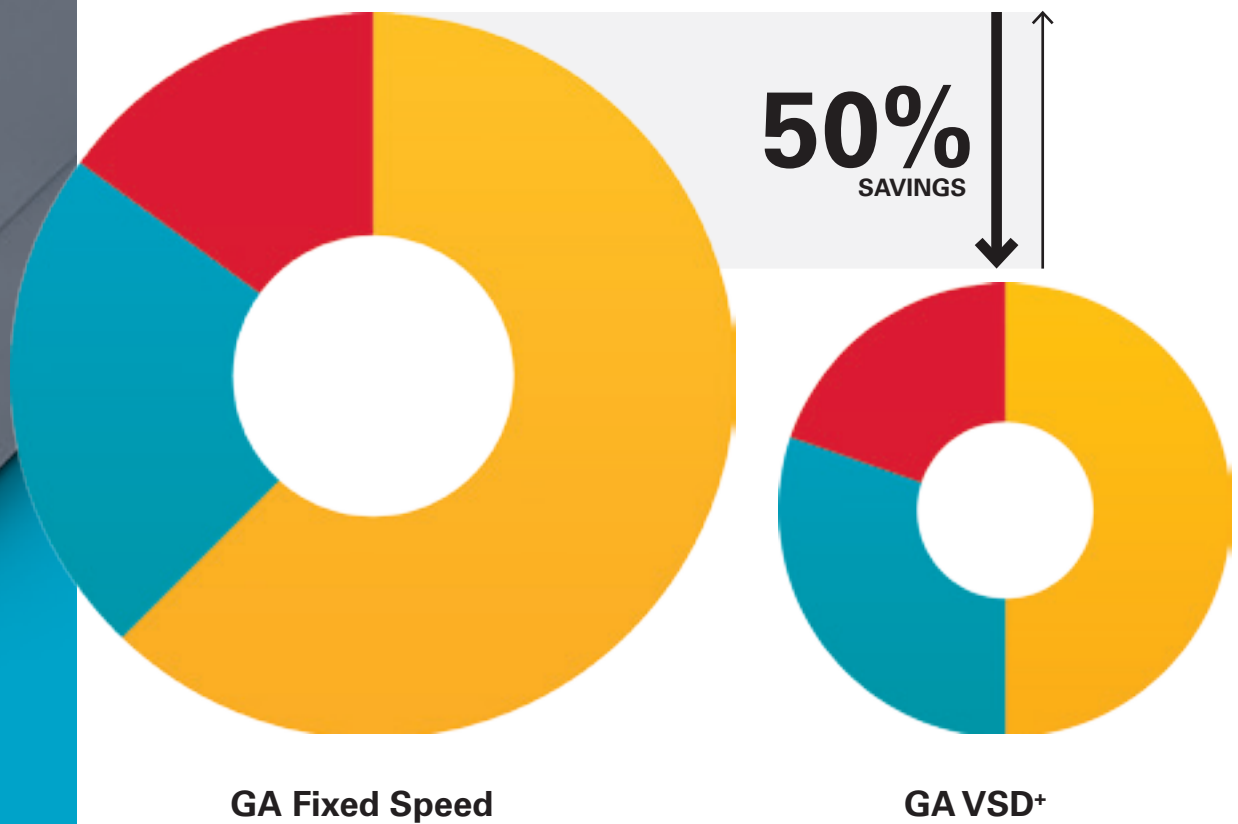
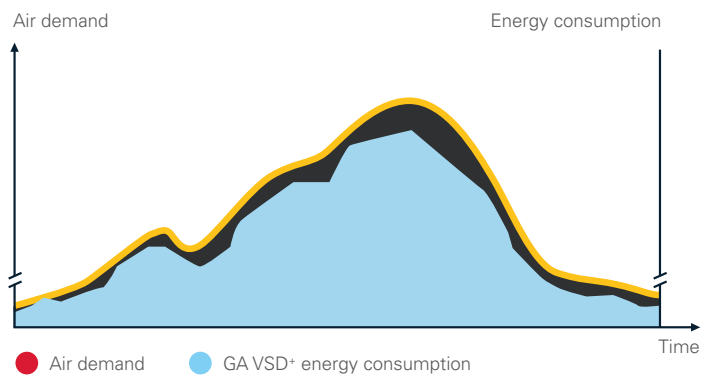
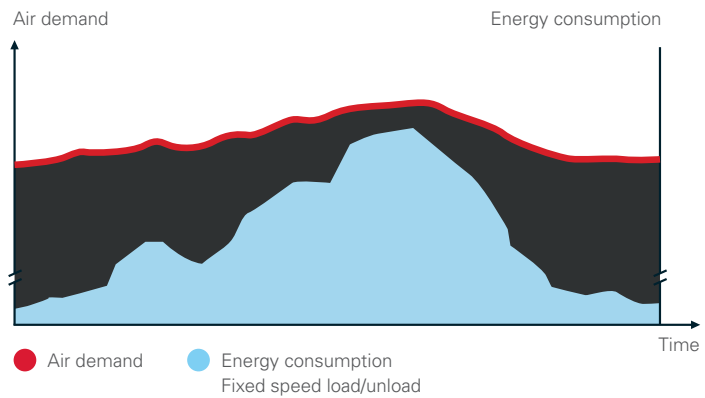
VSD⁺ FOR 50% AVERAGE ENERGY SAVINGS*

Atlas Copco's GA Variable Speed Drive⁺ (VSD⁺) technology closely matches the air demand by automatically adjusting the motor speed. Combined with the innovative design of the iPM (Permanent Magnet) motor, this results in average energy savings of 50% and an average cut of 37% in the lifecycle cost of a compressor. VSD⁺ works with permanent, in-house designed permanent magnet motors.

Why Atlas Copco Variable Speed Drive⁺ technology?

- On average 50% energy savings with an extensive flow range (20-100%).
- Integrated Elektronikon® Graphic controller controls the motor speed and high efficiency frequency inverter.
- No wasted idling times or blow-off losses during operation.
- Compressor can start/stop under full system pressure without the need to unload with special VSD⁺ motor.
- Eliminates peak current penalty during start-up.
- Minimizes system leakage due to a lower system pressure.
- EMC Compliance to directives (2004/108/EG).

In almost every production environment, air demand fluctuates depending on different factors such as the time of the day, week or even month. Extensive measurements and studies of compressed air demand profiles show that many compressors have substantial variations in air demand.



● Energy

● Investment

● Maintenance

** Compared to fixed speed compressors, based on measurement performed by an independent energy audit agency.*

A STEP AHEAD IN MONITORING AND CONTROLS

The next-generation Elektronikon® operating system offers a great variety of control and monitoring features that allow you to increase your compressor's efficiency and reliability. To maximize energy efficiency, the Elektronikon® controls the main drive motor and regulates system pressure within a predefined and narrow pressure band.



GA 15-26: Elektronikon® controller

- Improved ease of use: intuitive navigation system with clear pictograms and extra 4th LED indicator for service.
- Visualization through web browser using a simple Ethernet connection.
- Easy to upgrade.
- Increased reliability: more durable keyboard.

Key features:

- Automatic restart after voltage failure.
- Delayed Second Stop function.
- Option to upgrade to the advanced Elektronikon® graphic controller.



GA 11+30 & GA 15-37 VSD+: Advanced Elektronikon® graphic controller

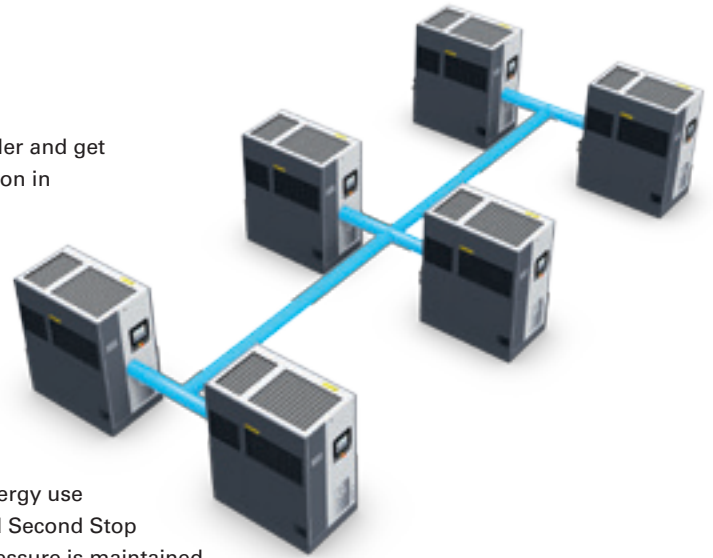
- Improved user-friendliness: 3.5-inch high-definition color display with clear pictograms and extra 4th LED indicator for service.
- Internet-based compressor visualization using a simple Ethernet connection.
- Increased reliability: new, user-friendly, multilingual user interface and durable keyboard.

Key features:

- Automatic restart after voltage failure.
- Dual pressure set point.
- More flexibility: four different week-schedules that can be programmed for a period of 10 consecutive weeks.
- On-screen Delayed Second Stop function and VSD savings indication.
- Graphical indication Serviceplan.
- Remote control and connectivity functions.
- Software upgrade available to control up to 6 compressors by installing the optional integrated compressor controller.

Optional integrated compressor controller

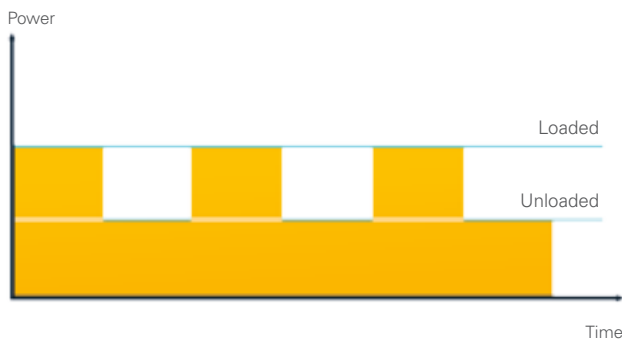
Install, with a simple license, the optional integrated compressor controller and get simple, central control to reduce system pressure and energy consumption in installations of up to 4 (ES4i) or 6 (ES6i) VSD compressors.



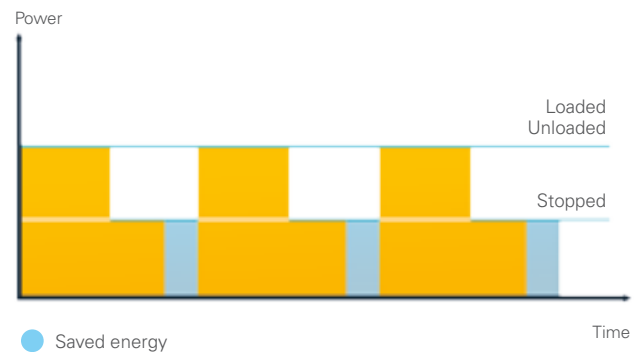
Dual pressure set point & delayed second stop

Most production processes create fluctuating levels of demand which, in turn, can create energy waste in low use periods. Using either the standard or graphic Elektronikon® controller, you can manually or automatically create two different system pressure bands to optimize energy use and reduce costs at low use times. In addition, the sophisticated Delayed Second Stop (DSS) runs the drive motor only when needed. As the desired system pressure is maintained while the drive motor's run time is minimized, energy consumption is kept at a minimum.

Without DSS




With DSS



Recover and save energy

As much as 90% of the electrical energy used by a compressed air solution is converted into heat. Using Atlas Copco's integrated energy recovery systems, it is feasible to recover up to $\approx 75\%$ of that power input as hot air or hot water without any adverse influence on the compressor's performance. Through efficient usage of the recovered energy, you bring about important energy cost savings and obtain a high return on investment.



Applications

- Auxiliary or main heating of warehouses, workshops...
- Industrial process heating
- Water heating for laundries, industrial cleaning and sanitary facilities
- Canteens and large kitchens
- Food industry
- Chemical and pharmaceutical industries
- Drying processes

EXCELLENCE IN QUALITY AIR

Untreated compressed air contains moisture, aerosols and dirt particles that can damage your air system and contaminate your end product. The resulting maintenance costs can far exceed air treatment costs. GA compressors provide the clean, dry air that improves your system's reliability, avoiding costly downtime and production delays, and safeguarding the quality of your products.

Integrated purity

Many Atlas Copco compressors (Full Feature option) come with an integrated dryer that efficiently removes moisture, aerosols and dirt particles to protect your investment. This quality air expands the life of equipment, increasing efficiency and ensuring quality in your final product.

Main benefits of the new, integrated dryer solutions

- Thanks to the Saver Cycle, based on an extra ambient sensor, the dryer will shut down when a normal dew point is reached, meaning that 2/3 of the dryer's power can be recuperated (standard on GA VSD+, optional for GA+).
- Available in several variants, allowing you to gain high-quality air in all ambient conditions.
- The heat exchanger with integrated water separator minimizes the energy required to reach a certain air quality.
- Pressure dew point at 3°C on GA+ and GA VSD+ (100% relative humidity at 20°C, 5°C on GA).
- The dryer's global warming potential has been reduced by 44%. This not only results from the refrigerant type R134a's environmentally-friendly characteristics, but also from the smaller volume that is needed (valid for both GA+ and GA VSD+).
- Can be outfitted with optional UD+ filter, allowing you to obtain the exact air quality you need for your specific application (DD and PD for GA 15-26; UD+ for GA 11-30 and GA 15-37 VSD+).



	ISO QUALITY CLASS*	DIRT PARTICLE SIZE	WATER PRESSURE DEW POINT GA **	WATER PRESSURE DEW POINT GA+ **	OIL CONCENTRATION
Pack unit	3.-4	3 microns	-	-	3 ppm
Full Feature unit	3.4.4	3 microns	+5°C, 41°F	+3°C, 37°F	3 ppm
Full Feature unit with Class 2 integrated filter	2.4.2	1 micron	+5°C, 41°F	+3°C, 37°F	0.1 ppm
Full Feature unit with Class 1 integrated filter	1.4.1	0.01 microns	+3°C, 37°F	+3°C, 37°F	0.01 ppm

*The table values are maximum limits according to the respective ISO quality class.

** Water pressure dew point based on 100% RH at 20°C/68°F

TAILORED TO YOUR NEEDS

Some applications may need or may benefit from additional options and more refined control and air treatment systems. To meet these needs, Atlas Copco has developed options and easily integrated compatible equipment providing the lowest cost compressed air.



	GA 15-26	GA 11-30	GA 15-37 VSD*
Integrated filter Class 1	•	•	•
Integrated filter Class 2	•	•	•
Dryer bypass	•	•	•
Integrated oil/water separator OSD	-	•	•
Electronic Water Drains (EWD) on coolers	•	✓	✓
Air receiver drain EWD	•	-	-
Oil retaining frame	-	•	•
Motor space heater	•	-	-
Motor space heater + thermistors	-	•	•
Phase sequence relay	•	✓	✓
Tropical thermostat	•	•	-
Freeze protection	•	•	•
Heavy duty air inlet filter	-	•	•
Fan Saver Cycle	-	•	✓
Compressor inlet pre-filter	-	•	•
Rain protection	-	•	•
Main power isolater switch	•	•	•
Lifting device	-	•	•
Nema 4 & Nema 4X cubicle (under release)	-	•	•
Relays for ES100 sequence selector	-	•	-
Central control license 4 (ES4i) or 6 (ES6i) machines (on graphic)	•	•	•
Elektronikon® graphic controller*	•	✓	✓
Food-grade oil	•	•	•
Roto-Xtend duty oil	•	•	•
Energy recovery	-	•	•
Modulating control	-	•	-
High ambient temperature versions (55°C for pack, 50°C for FF)	-	•	-
Compressor duct power fan (under release)	-	-	-
Dryer Save Cycle	-	•	•

* Optional for GA 30.

✓ : Standard • : Optional - : Not available

TECHNICAL SPECIFICATIONS GA 15-26

COMPRESSOR TYPE		Max. working pressure				Capacity FAD*			Installed motor power		Noise level**	Weight (kg)	
		WorkPlace		WorkPlace Full Feature								WorkPlace	WorkPlace Full Feature
		bar(e)	psig	bar(e)	psig	l/s	m³/h	cfm	kW	hp	dB(A)		
50 Hz VERSION													
GA 15	7.5	75	109	73	105	45.7	164.2	96.9	15	20	65	375	529
	8	8.5	116	8.3	120	43.6	157	92.4	15	20	65	375	529
	10	10	145	9.8	141	37.85	136.2	80.2	15	20	65	375	529
	13	13	189	12.8	185	32.4	116.6	68.7	15	20	65	375	529
GA 18	7.5	75	109	73	105	56.5	203.4	119.8	18.5	25	67	464	559
	8	8.5	116	8.3	120	52.5	189	111.3	18.5	25	67	464	559
	10	10	145	9.8	141	47	169.2	99.6	18.5	25	67	464	559
	13	13	189	12.8	185	39.5	142.2	83.7	18.5	25	67	464	559
GA 22	7.5	75	109	73	105	64.6	232.6	137	22	30	68	480	575
	8	8.5	116	8.3	120	62.4	224.6	132.3	22	30	68	480	575
	10	10	145	9.8	141	54.2	195.1	114.9	22	30	68	480	575
	13	13	189	12.8	185	47.6	171.4	101	22	30	68	480	575
GA 26	7.5	75	109	73	105	72.8	262.1	154.3	26	35	69	490	585
	8	8.5	116	8.3	120	70.5	253.8	149.5	26	35	69	490	585
	10	10	145	9.8	141	66.1	238	140.1	26	35	69	490	585
	13	13	189	12.8	185	56.2	202.3	119.1	26	35	69	490	585
60 Hz VERSION													
GA 15	100	74	107	72	104	45.4	163.4	96.2	15	20	65	375	529
	125	9.1	132	8.9	128	41.5	149.4	88	15	20	65	375	529
	150	10.8	157	10.3	149	38.2	138.5	81	15	20	65	375	529
	175	12.5	181	12.3	178	30.9	111.2	65.5	15	20	65	375	529
GA 18	100	74	107	72	104	56.5	203.4	119.8	18.5	25	67	464	559
	125	9.1	132	8.9	128	51.8	186.5	109.8	18.5	25	67	464	559
	150	10.8	157	10.3	149	45.6	164.2	96.7	18.5	25	67	464	559
	175	12.5	181	12.3	178	41	147.6	86.9	18.5	25	67	464	559
GA 22	100	74	107	72	104	66	237.6	139.9	22	30	68	480	575
	125	9.1	132	8.9	128	59.2	213.1	125.5	22	30	68	480	575
	150	10.8	157	10.3	149	53.7	193.3	113.8	22	30	68	480	575
	175	12.5	181	12.3	178	47.8	172.1	101.3	22	30	68	480	575
GA 26	100	74	107	72	104	74.3	267.5	157.5	26	35	69	490	585
	125	9.1	132	8.9	128	69.2	249.1	146.7	26	35	69	490	585
	150	10.8	157	10.3	149	62.5	225	132.5	26	35	69	490	585
	175	12.5	181	12.3	178	57.6	207.4	122.1	26	35	69	490	585

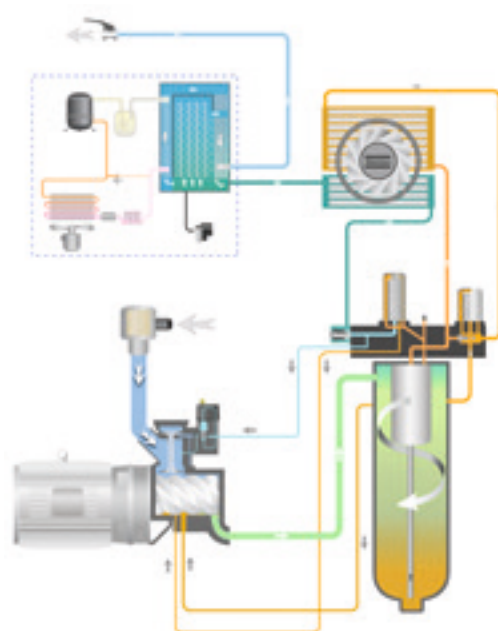


GA 15-26 (STANDARD)

H1: 1220 mm, 48"
H2: 932 mm, 37"
L1: 1775mm, 69"
L2: 1285 mm, 51"
W: 833 mm, 33"

GA 15-26 (FULL FEATURE)

H: 1220 mm, 48"
L: 1775 mm, 69"
W: 833 mm, 33"



- Intake air
- Air/oil mixture
- Oil
- Wet compressed air
- Condensate
- Dry air
- Gaseous coolant
- Liquid coolant
- Compressed air without free water
- Dry compressed air
- Water
- Refrigerant gas/liquid mixture
- High pressure, hot refrigerant gas
- Low pressure, cool refrigerant gas
- High pressure refrigerant liquid
- Low pressure refrigerant liquid

TECHNICAL SPECIFICATIONS GA 15-37 VSD+

COMPRESSOR TYPE	Maximum working pressure		Capacity FAD* min-max			Installed motor power		Noise level**	Weight (kg)	
	WorkPlace								WorkPlace	WorkPlace Full Feature
	bar(e)	psig	l/s	m³/h	cfm	kW	hp			
GA 15 VSD*	5.5	80	72-42.3	25.9-152.3	15.2-89.6	15	20	64	199	288
	7	102	71-41.8	25.6-150.5	15.0-88.6	15	20	64	199	288
	9.5	138	6.8-35.5	24.5-127.8	14.4-75.2	15	20	64	199	288
	12.5	181	73-279	26.3-100.4	15.5-59.1	15	20	64	199	288
	4	58	15.1-63.9	54.4-230	32-135.4	18	25	67	367	480
	7	102	14.9-62.5	53.6-225	31.6-132.4	18	25	67	367	480
	9.5	138	171-53.6	61.6-193	36.2-113.6	18	25	67	367	480
	12.5	181	16.4-43.5	59-156.6	34.7-92.2	18	25	67	367	480
	4	58	15.3-76.9	55.1-276.8	32.4-162.9	22	30	67	363	485
	7	102	15-75.1	54-270.4	31.8-159.1	22	30	67	363	485
	9.5	138	173-65.2	62.3-234.7	36.7-138.2	22	30	67	363	485
	12.5	181	171-54.1	61.6-194.8	36.2-114.6	22	30	67	363	485
	4	58	14.9-86.3	53.6-310.7	31.6-182.9	26	35	67	373	490
	7	102	14.5-85.5	52.2-307.8	30.7-181.2	26	35	67	373	490
	9.5	138	17-78.4	61.2-282.2	36-166.1	26	35	67	373	490
	12.5	181	16.4-64.5	59-232.2	34.7-136.7	26	35	67	373	490
	4	58	15.1-98	54.4-352.8	32-207.7	30	40	67	376	500
	7	102	15-97.4	54-350.6	31.8-206.4	30	40	67	376	500
	9.5	138	171-85.6	61.6-308.2	36.2-181.4	30	40	67	376	500
	12.5	181	16.7-72	60.1-259.2	35.4-152.6	30	40	67	376	500
	4	58	15.3-116.5	55.1-419.4	32.4-246.8	37	50	67	376	500
	7	102	14.8-115	53.3-414	31.4-243.7	37	50	67	376	500
	9.5	138	171-102.3	61.6-368.3	36.2-216.8	37	50	67	376	500
	12.5	181	16.4-86.7	59-312.1	34.7-183.7	37	50	67	376	500

* Unit performance measured according ISO 1217 ed. 4 2009, annex E, latest edition.

** Mean noise level measured at a distance of 1 m according to ISO 2151: 2004 using ISO 9614/2 (sound intensity method); tolerance 3 dB(A).

Reference conditions:

- Absolute inlet pressure 1 bar (14.5 psi).
- Intake air temperature 20°C, 68°F.

FAD is measured at the following effective working pressures:

- 5.5 bar(e)
- 7 bar(e)
- 9.5 bar(e)
- 12.5 bar(e)

Maximum working pressure:

- 13 bar(e) (188 psig)

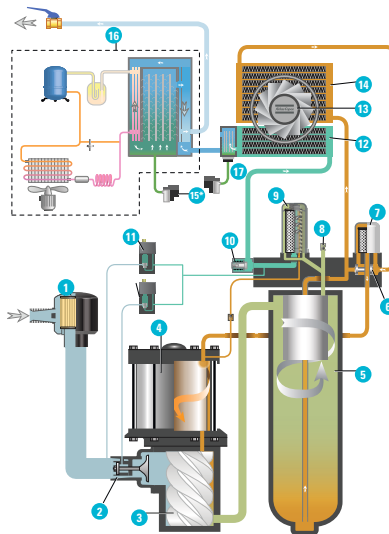


**GA 15 VSD+
(STANDARD/
FULL FEATURE)**

H: 1420 mm, 56"
L: 630 mm, 25"
W: 610/985 mm, 24/39"

**GA 18-37 VSD+
(STANDARD/
FULL FEATURE)**

H: 1590 mm, 63"
L: 780 mm, 31"
W: 811/1273 mm, 32/50"



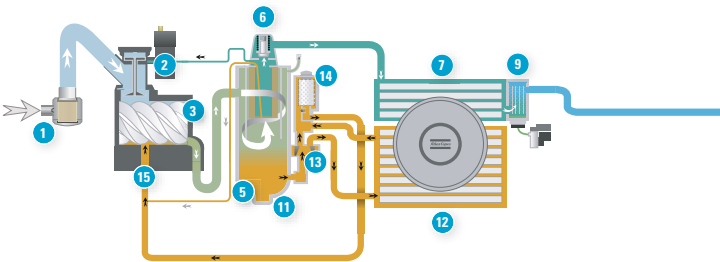
- Wet compressed air
- Condensate
- Dry compressed air
- Intake air
- Air/oil mixture
- Oil
- 1 Inlet filter
- 2 Sentinel valve
- 3 Screw element
- 4 Interior permanent magnet motor (iPM)
- 5 Air/oil vessel
- 6 Thermostatic bypass valve
- 7 Oil filter
- 8 Safety valve
- 9 Oil separator
- 10 Minimum pressure valve
- 11 Solenoid valve
- 12 After-cooler
- 13 Fan
- 14 Oil-cooler
- 15 Electronic drain (* mounted on after-cooler on models without dryer)
- 16 Dryer (Full Feature option)
- 17 Condensation prevention cycle

TECHNICAL SPECIFICATIONS

GA 11+-30 (50 HZ VERSION)

COMPRESSOR TYPE		Max. working pressure				Capacity FAD*			Installed motor power		Noise level**	Weight (kg)	
		WorkPlace		WorkPlace Full Feature								WorkPlace	WorkPlace Full Feature
		bar(e)	psig	bar(e)	psig	l/s	m³/h	cfm	kW	hp			
GA 11+	7.5	75	109	73	105	35,8	128,9	75,9	11	15	63	410	455
	8.5	8.5	116	8.3	120	33,8	121,7	71,7	11	15	63	410	455
	10	10	145	9.8	141	30,3	109,1	64,2	11	15	63	410	455
	13	13	189	12.8	185	25,2	90,7	53,4	11	15	63	410	455
GA 15+	7.5	75	109	73	105	46,9	168,8	99,4	15	20	64	420	470
	8.5	8.5	116	8.3	120	43,8	157,7	92,9	15	20	64	420	470
	10	10	145	9.8	141	39,8	143,3	84,4	15	20	64	420	470
	13	13	189	12.8	185	32,8	118,1	69,5	15	20	64	420	470
GA 18+	7.5	75	109	73	105	58,1	209,2	123,2	18.5	25	65	440	500
	8.5	8.5	116	8.3	120	54,3	195,5	115,1	18.5	25	65	440	500
	10	10	145	9.8	141	48,7	175,3	103,2	18.5	25	65	440	500
	13	13	189	12.8	185	41,1	148,0	87,1	18.5	25	65	440	500
GA 22+	7.5	75	109	73	105	68,2	245,5	144,6	22	30	66	455	515
	8.5	8.5	116	8.3	120	64,5	232,2	136,7	22	30	66	455	515
	10	10	145	9.8	141	58,1	209,2	123,2	22	30	66	455	515
	13	13	189	12.8	185	50,7	182,5	107,5	22	30	66	455	515
GA 26+	7.5	75	109	73	105	79,8	287,3	169,2	26	35	67	525	595
	8.5	8.5	116	8.3	120	76,2	274,3	161,5	26	35	67	525	595
	10	10	145	9.8	141	69,3	249,5	146,9	26	35	67	525	595
	13	13	189	12.8	185	60,1	216,4	127,4	26	35	67	525	595
GA 30	7.5	75	109	73	105	90,0	324,0	190,8	30	40	68	540	610
	8.5	8.5	116	8.3	120	86,4	311,0	183,2	30	40	68	540	610
	10	10	145	9.8	141	79,8	287,3	169,2	30	40	68	540	610
	13	13	189	12.8	185	68,7	247,3	145,6	30	40	68	540	610

Standard



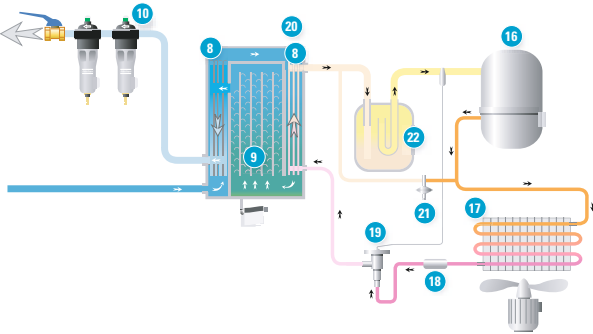
Air flow

- 1 Air intake filter
- 2 Air intake valve
- 3 Compression element
- 4 Non return valve
- 5 Air/oil separator vessel
- 6 Minimum pressure valve
- 7 After-cooler
- 8 Air-air heat exchanger
- 9 Water separator with drain
- 10 DD/PD filters (optional)

Oil flow

- 11 Oil
- 12 Oil-cooler
- 13 Hermostatic bypass valve
- 14 Oil filter
- 15 Oil stop valve

Full Feature version (FF)



Refrigerant flow

- 16 Refrigerant compressor
- 17 Condenser
- 18 Liquid refrigerant dryer/filter
- 19 Thermostatic expansion valve
- 20 Evaporator
- 21 Hot gas bypass valve
- 22 Accumulator

TECHNICAL SPECIFICATIONS

GA 11+-30 (60 HZ VERSION)

COMPRESSOR TYPE		Max. working pressure				Capacity FAD*			Installed motor power		Noise level**	Weight (kg)	
		WorkPlace		WorkPlace Full Feature								WorkPlace	WorkPlace Full Feature
		bar(e)	psig	bar(e)	psig	l/s	m³/h	cfm	kW	hp	dB(A)		
GA 11+	100	7.4	107	7.2	104	37.0	133.2	78.4	11	15	63	410	455
	125	9.1	132	8.9	128	32.0	115.2	67.8	11	15	63	410	455
		10.8	157	10.3	149	29.3	105.5	62.1	11	15	63	410	455
GA 15+	175	12.5	181	12.3	178	25.3	91.1	53.6	11	15	63	410	455
	100	7.4	107	7.2	104	48.3	173.9	102.4	15	20	64	420	470
	125	9.1	132	8.9	128	42.9	154.4	90.9	15	20	64	420	470
	150	10.8	157	10.3	149	39.4	141.8	83.5	15	20	64	420	470
GA 18+	175	12.5	181	12.3	178	33.9	122.0	71.9	15	20	64	420	470
	100	7.4	107	7.2	104	59.6	214.6	126.4	18.5	25	66	440	500
	125	9.1	132	8.9	128	53.3	191.9	113.0	18.5	25	66	440	500
	150	10.8	157	10.3	149	47.8	172.1	101.3	18.5	25	66	440	500
GA 22+	175	12.5	181	12.3	178	42.5	153.0	90.1	18.5	25	66	440	500
	100	7.4	107	7.2	104	70.3	253.1	149.0	22	30	67	455	515
	125	9.1	132	8.9	128	62.9	226.4	133.3	22	30	67	455	515
	150	10.8	157	10.3	149	56.9	204.8	120.6	22	30	67	455	515
GA 26+	175	12.5	181	12.3	178	52.3	188.3	110.9	22	30	67	455	515
	100	7.4	107	7.2	104	81.2	292.3	172.1	26	35	67	525	595
	125	9.1	132	8.9	128	74.1	266.8	157.1	26	35	67	525	595
	150	10.8	157	10.3	149	67.4	242.6	142.9	26	35	67	525	595
GA 30	175	12.5	181	12.3	178	60.7	218.5	128.7	26	35	67	525	595
	100	7.4	107	7.2	104	90.1	324.4	191.0	30	40	68	540	610
	125	9.1	132	8.9	128	84.1	302.8	178.3	30	40	68	540	610
	150	10.8	157	10.3	149	77.1	277.6	163.5	30	40	68	540	610
	175	12.5	181	12.3	178	70.1	252.4	148.6	30	40	68	540	610

* Unit performance measured according to ISO 1217, Annex C, latest edition.
** Mean noise level measured according to ISO 2151/Pneuro/Cagi PN8NTC2 test code; tolerance 2 dB(A).

Reference conditions:
• Absolute inlet pressure 1 bar (14.5 psi)
• Intake air temperature 20°C, 68°F

FAD is measured at the following working pressures:
• 7.5 bar versions at 7 bar
• 8 bar versions at 8 bar
• 10 bar versions at 9.5 bar
• 13 bar versions at 12.5 bar

Pressure dew point of integrated refrigerant dryer of GA 11+ - GA 15+ - GA 18+ - GA 22+ - GA 26+ - GA 30 at reference conditions 2°C to 3°C, 36°F to 37°F.



GA 11+ - GA 22+

H: 1475 mm, 58"
L: 1255 mm, 49"
W: 692 mm, 27"

GA 26+ - GA 30

H: 1475 mm, 58"
L: 1255 mm, 49"
W: 865 mm, 34"

COMMITTED TO SUSTAINABLE PRODUCTIVITY

We stand by our responsibilities towards our customers, towards the environment and the people around us. We make performance stand the test of time. This is what we call – Sustainable Productivity.



www.atlascopco.com

