




Famed FLARE

Safe imaging table



High image quality
Safe minimally invasive surgery



0,36 mm Al
Translucency of the tabletop

Famed FLARE

SAFE IMAGING TABLE

The Famed FLARE table has an ultra-thin, fully transparent, *floating* tabletop made of carbon fiber. Choosing the right table position is easy thanks to a joystick. Parameters of shift travel, tilts, height adjustment range and maximum load ensure its usefulness during cardiovascular surgery, neurosurgery, urological surgery, orthopedic surgery and spine pain therapy.



Work safety

The robust design allows to perform a surgery with a load of up to **230 kilograms**. The high translucency parameter allows to reduce the radiation dose that affects the patient and medical personnel, and the **TotalClear™** technology guarantees very clean, artifact-free images. High-quality wheel system and stable base with four droppable feet guarantee additional patient safety.



Low absorption of radiation - TotalClear™ tabletop

The ergonomic, profiled, and thin **TotalClear™** tabletop is completely transparent to X-rays and is made entirely of high-quality carbon fiber. It has been designed to maximally reduce the radiation dose that is passed on to the patient during the procedure. Thanks to this, intraoperative imaging is safer for the patient and staff. The tabletop is made with the **TotalClear™** technology, which reduces the number of distortions and artifacts in the images and ensures the best translucency parameter on the market - **0.36 mm Al** (aluminum equivalent).



Convenience of work

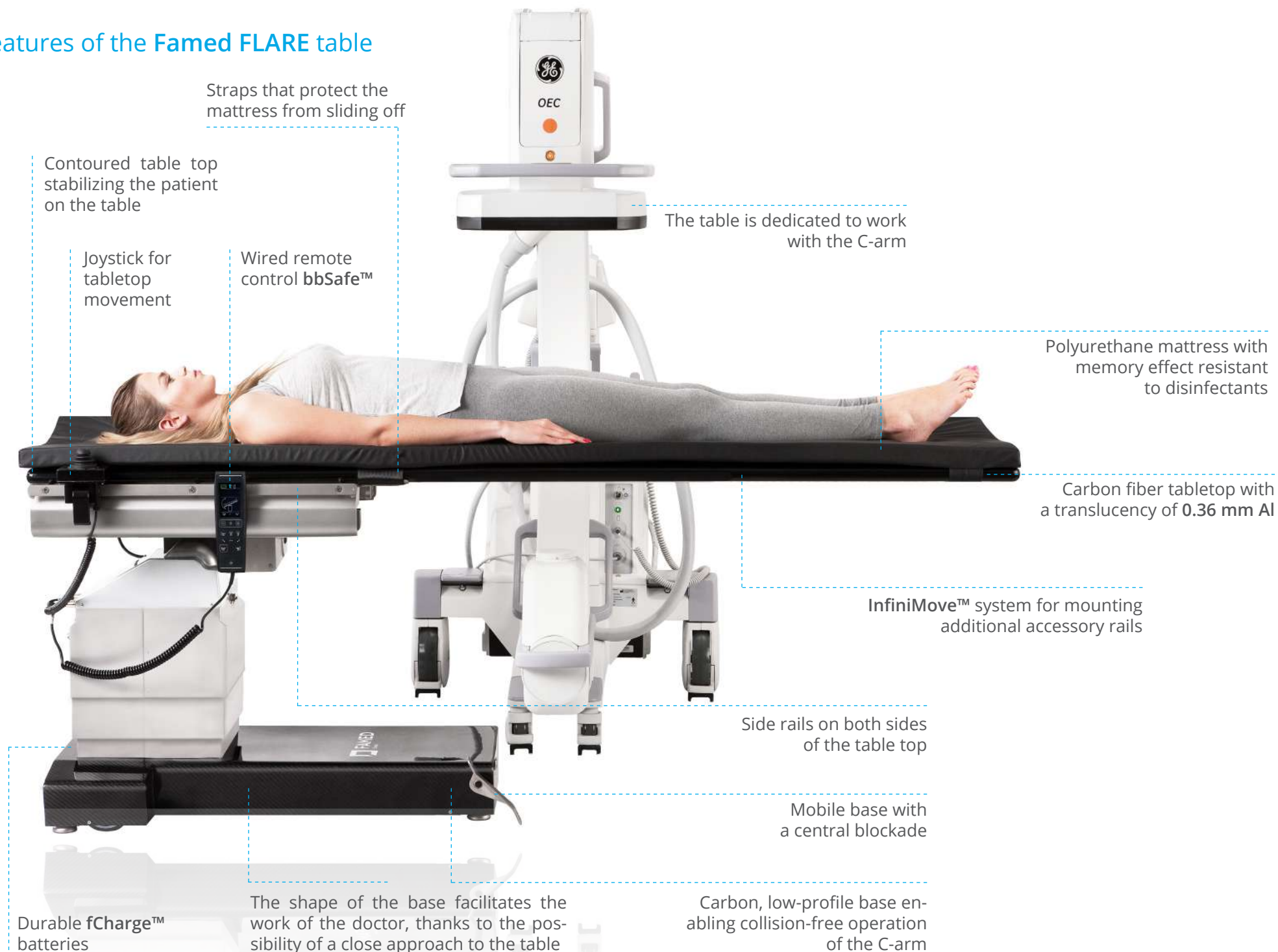
Carbon fiber in the tabletop and base has allowed us to achieve the highest rigidity parameters even at a maximum load. It also helps the staff to place the patient in the right place and move the C-arm more easily. The assembly of accessories is easily adjustable thanks to the in the **InfiniMove™** system. The imaging window is **1600 mm**. The wired **bbSafe™** remote control allows easy adjustment of heights, side tilts, Trendelenburg and Reverse-Trendelenburg positions and operation of the *floating* top.



Shorter treatment time

The tabletop can be navigated using a secure (triple activation process), wired **bbSafe™** remote control, a **rCover™** wireless remote control, or a special joystick that can be mounted on both sides of the table. Moving the manipulator has a direct impact on the position of the tabletop - *floating* tabletop facilitates the correct placement of the patient according to the C-arm, as well as making a quick correction when repositioning the equipment.

Features of the Famed FLARE table



More freedom for the C-arm

Carbon fiber

The base of the **Famed FLARE** table is made of carbon fiber, which reduces the risk of damage to table components when changing the orientation of the C-arm or the position of the tabletop. The carbon fiber is less vulnerable to damage by crushing or pressure than the standard stainless steel base.

Profiled base

The table base has been designed to combine three features very important in the operating room: stability, ergonomics, and ease of disinfection. The shape of the letter "T" ensures patient safety despite the adoption of various positions, even when the table is heavily loaded. At the same time, the **Famed FLARE** base is narrow, allowing to move freely around the table during surgery. For the same reason, the part of the base is lowered and its sides closest to the floor have been contoured to provide more legroom.

Maneuvering the C-arm

Low base, slim and profiled tabletop, no metal elements in its construction, high sliding parameters, and comfortable joystick ensure easy cooperation with the C-arm on the length of **1600 mm** on the side of the patient's head and **550 mm** on the side of the legs. In addition, thanks to the well tuned height adjustment range (**800 - 1200 mm**), the C-arm covers the tabletop with the patient regardless of the actual tabletop position.



Urology

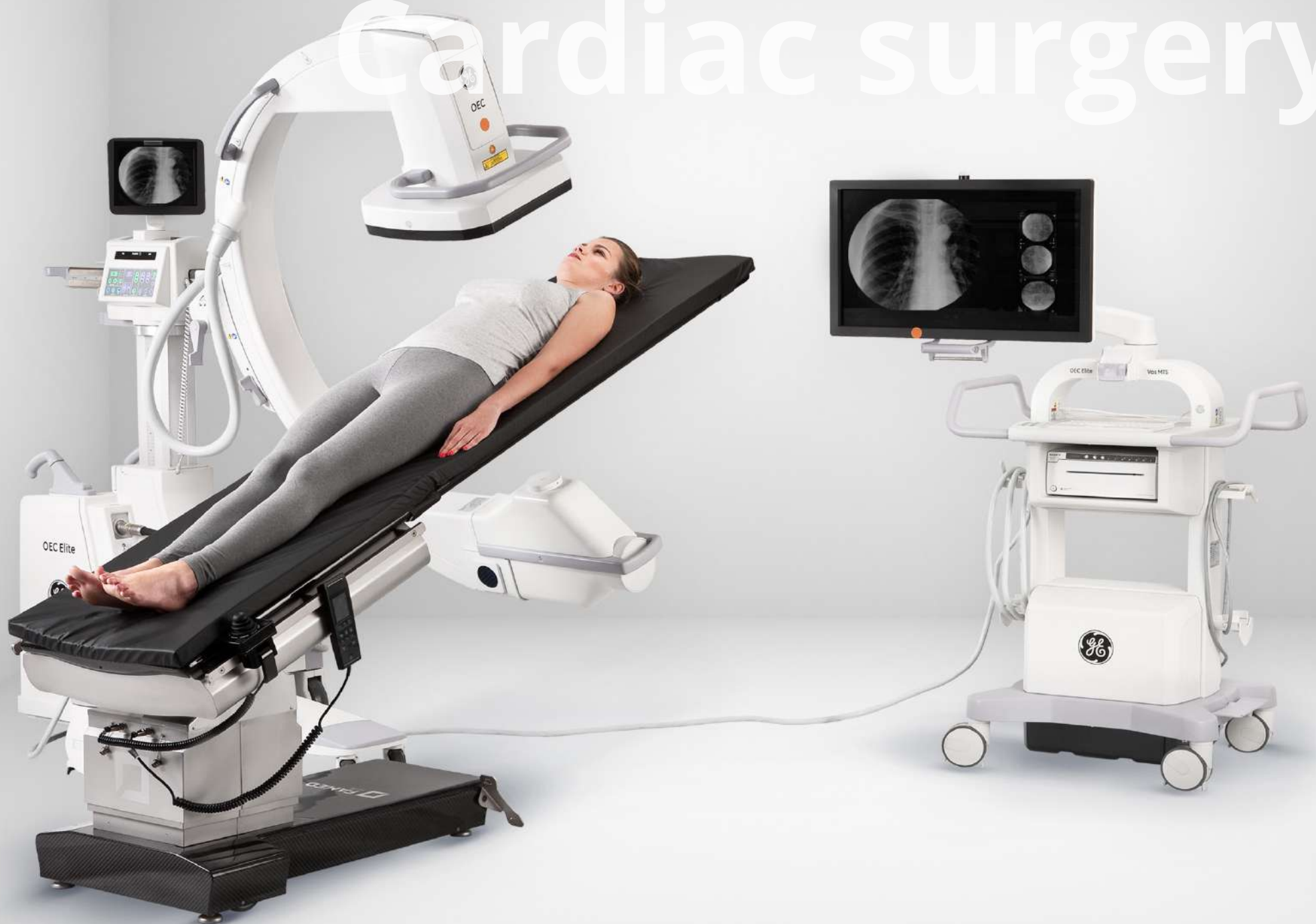


Orthopedics



Pain management therapy

Cardiac surgery



TotalClear™



TotalClear™

The Famed brand has existed for over 140 years and has been successful in medical equipment for over 70 years. **TotalClear™** system is the result of our long-term projects, prototype works, and carbon fiber tabletops tests. These are hundreds of hours of experimentation with fiber types, their arrangement, composition, and their structure. Thanks to multiple tests in professional measuring institutes, the final structure and direction of carbon fiber placement in the **TotalClear™** system have allowed us to achieve an amazing result of X-ray permeability and to reduce the number of artifacts on the images. The image quality of **TotalClear™** is pristine and allows for easy and safe work.

Support in imaging diagnostics

Thanks to long-lasting and rigorous design works, the tabletop allows to limit the dose of radiation that penetrates into the patient's body; the risk of making a wrong diagnosis based on imaging drops to a minimum. The tabletop made with **TotalClear™** technology has not only a very good translucency parameter (**0.36 mm Al**), but above all the images taken on this tabletop are very clear and free of distortions (compared to other tabletops for imaging).

THE SAFEST IMAGING TABLE IN THE WORLD

10% less radiation dose for the patient and medical staff

*"The study showed that imaging on the **Famed FLARE** table required a lower radiation dose than on the other operating table model that was the object of comparison. This is of course very important for the safety of treatments, because it is possible to reduce the radiation dose for the patient and staff. Lower exposure to X-rays for staff and the patient reduces the risk of radiation-related diseases"*
- said **Professor Piotr Kułakowski**, MD, Ph.D., CMKP Cardiology Clinic, Grochowski Hospital, Warsaw, Poland.

The **TotalClear™** tabletop broke the global record in reducing the X-ray dose given to the patient during imaging.

For the study a **GE OEC Elite CFD** C-arm were used to examine the upper limb of the patient after fracture of shaft of radius (S52.3) fixed with the ORIF plate. The limb was placed on the table top 38 cm from the image intensifier in C-arm, exactly in the center of the frame. The device measured a dose of 0.0077 Gy_{cm}² (0.0175 mGy) for the Famed FLARE table and 0.0085 Gy_{cm}² (0.0193 mGy) for the imaging table of another leading brand that was the object of comparison.

Small things that are important

Joystick

Comfortable to use joystick allows to precisely move the tabletop in any direction; in addition, it offers the possibility to zero the table position. Accidental movement of the tabletop is eliminated thanks to the use of a double mechanism to activate the joystick function. By means of a quick connector, the manipulator can be mounted on both sides of the tabletop.

Detachable mattress

For the patient's convenience, the table is equipped with a 40-millimeter thick, anti-static mattress with anti-bedsore properties and "memory effect". The mattress is resistant to disinfectants, which is confirmed by meticulous laboratory testing during quality control and a list of chemicals compatible with the material. The mattress is held in place by two fastening belt systems.

fCharge™ battery

The built-in the table base battery allows to safely perform treatments without having a permanent connection to the power, and the large battery capacity allows for less frequent charging. The lack of a power cord permanently connected to the table, makes it easier to maneuver the C-arm and provides greater safety for people who are in the operating room. The quick charger of fCharge™ cells, combined with the percentage of battery charge indicator, makes it easier to plan breaks for charging the table.

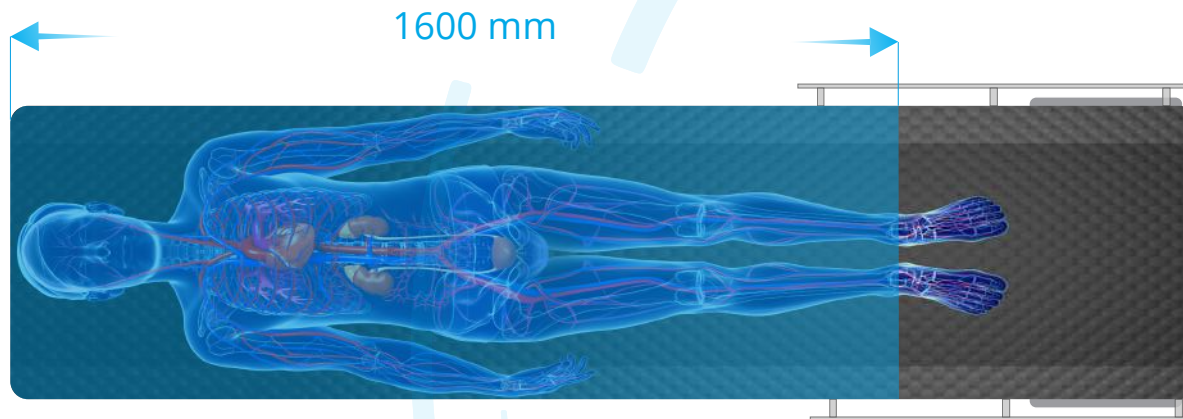
Easy to clean

Carbon fiber and acid-proof, stainless steel, from which the **Famed FLARE** table is made, creates a very modern and durable connection. Both materials were made on the basis of laboratory tests, which ensured high resistance to cleaning and disinfecting agents, shortening the time needed to prepare the table for surgery.

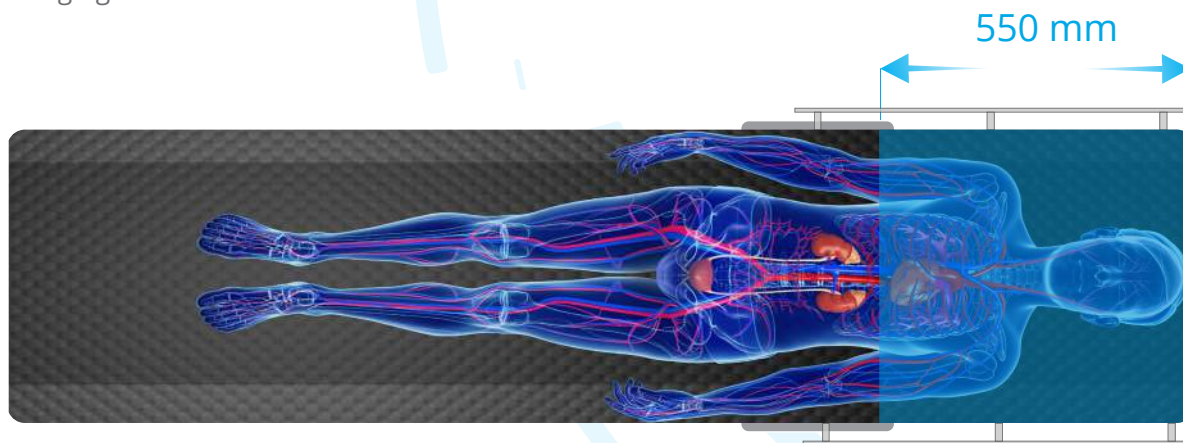
Accessories

The table can be used with many special accessories by Famed Żywiec, as well as with specialized neurological and orthopedic attachments or gel positioners. A full list of additional equipment with a technical description is available in the accessories catalog for surgery tables.

Transparency area



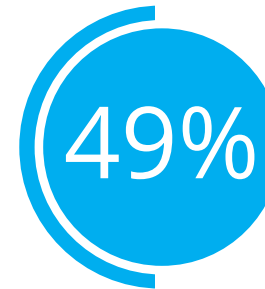
Imaging window with maximum left shift



Imaging window with maximum right shift

Properties:

- The tabletop currently has the best on the market parameter for X-ray radiation permeability **0.36 mm Al** (aluminum equivalent);
- The available imaging area in the extreme longitudinal shift positions is **1600 mm** and **550 mm**, respectively;
- The tabletop length is **2200 mm**, which allows easy surgery of tall patients;
- C-arm monitoring is possible over the entire length of the patient's body.



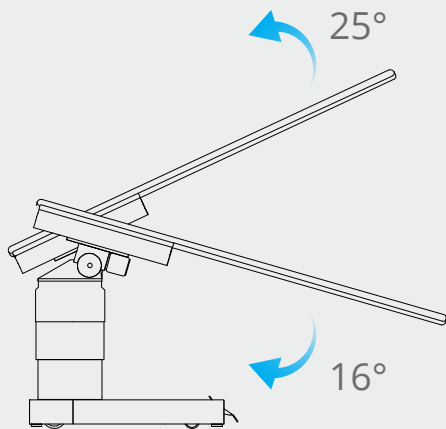
49% of surveyed Poles are concerned about the harmful effect of X-rays on their body.

PEOPLE ARE AFRAID OF RADIATION

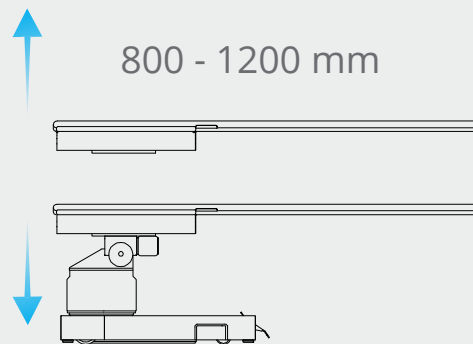
According to the survey "Poles about X-rays" carried out in 2014 by TNS OBOP, commissioned by Phillips, 49 percent of respondents would be willing to pay extra for the examination to reduce the impact of X-rays on their body. For 90 percent, the radiation dose, radiological protection, and the frequency of X-ray examinations are important issues. As hazards and difficulties associated with X-ray examinations, the respondents have mainly mentioned adverse effects of radiation (41%), but also obsolescence or lack of equipment in Polish hospitals (39%).

Available positions of the table

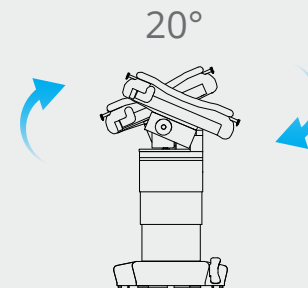
Trendelenburg and Reverse-Trendelenburg



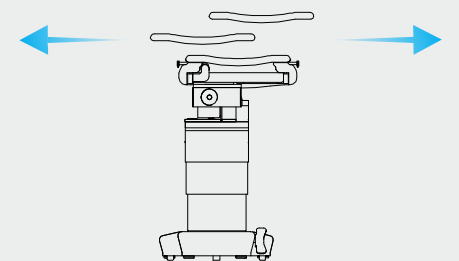

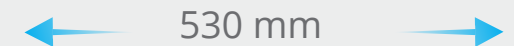
Height adjustment



Side tilts



Shifts - *floating* tabletop



Tabletop movements

Movements performed using a joystick

The table has a unique structure that allows the tabletop to be shifted while at the same time maintaining longitudinal and side tilts. Comfortable movement of the **TotalClear™** tabletop is possible thanks to the intuitive joystick.



- The side shift allows to move the table **125 mm** in each direction.
- The longitudinal shift allows the tabletop to be moved by a total of **530 mm**.
- The joystick has the ability to change the orientation of the function if it is taken to the other side of the tabletop.
- The joystick has two buttons to control the height of the table and additional “zero” position button.

Accessories

Recommended accessories for the Famed FLARE table. A full list of equipment with technical description is available in the accessories catalog for surgery tables.



Arm support AS-28

Made of carbon fiber to support the arm of a patient in the lying position.



Arm support PR-01.5

Used to support the arm in a lying position, it allows rotation around the vertical axis. Dimensions 25 mm x 160 mm x 500 mm.



Hand holder WS-43.0

It serves to stabilize the patient's hand above the chest in the supine position.



Angle support WS-07.5

It is used to support the arm in a lying position, enables the rotation of the accessory around its vertical axis, angular setting of the mattress surface, as well as changing the distance and height of the support from the tabletop.



Side shoulder support WS-59.5

The mattress in the shape of the kidneys to stabilize the lying patient's shoulders or side. It allows to adjust the height and distance from the patient.



Right and left shoulder support WS-06.5

It is used to stabilize the patient in the supine position, especially at Trendelenburg position. It allows to adjust the height and distance from the patient.



Pubic support WS-49.5

It is used to support the patient in the lateral position from the side of the lower abdomen. The mattress is equipped with a ball-joint and adjustable height and distance, enabling an exact fit to the patient's body.



Abdominal belts WS-41.0

They are used to immobilize the patient on the table. Combined with velcro fasteners, width 100 mm.



Knee support WS-05.5

It is used to support the lower limb, has the ability to rotate around the vertical axis and angular setting of the mattress surface or height change.



Anesthesiological frame WS-01.6

It has height, width, and rotation adjustment around the vertical axis.



Anesthesiological cable holder WS-14.5

It is used for suspending anesthetic cables, has height and distance adjustment, and is made of plastic.



Hip support WS-93.5

It is used to support the patient's body in the lumbar region in a lying position facing the mattress. It allows to adjust height and distance.

A full list of table accessories:

Arm rest PR-01.5
Arm rest AS-15.0
Extra sidebar WS-53.0
Sidebar InfiniMove™ AS-27.0
Mattress positioning on the stomach WS-65.0
Side shoulder support WS-59.5
Right and left shoulder support WS-06.5
Side support WS-50.5
Side support with lever WS-50.6
Chest support WS-52.5
Wrist strap WS-34.5
Abdomen belts WS-41.0, WS-23.0
Headrest for neck vertebrae surgery WS-21.8
Headrest WS-69.0

Gel positioning pads
Knee support AS-09.0
Knee support WS-05.5
Rest for arm surgery WS-87.5
Rest for hand surgery WS-48.5
Angular hand rest AS-10.0
Angular hand rest WS-07.5
Arm rest WS-22.5
Carbon fiber hand rest AS-28.0
Half-roller WS-66.0
Arthroscopy adapter WS-39.5
Adapter for meniscus surgery WS-40.5
Adapter for hand surgery WS-47.5
Anesthesiological frame WS-01.5

Anesthesiological frame WS-01.6
Stirrups - adapters for lower limbs
Lithotomy stirrups WS-64.5
Tool tray WS-15.5
Bag holder WS-92.5
Anesthesiological cable holder WS-14.5
Hand grip WS-43.0
Neck roller WS-68.0
Large support roller WS-08.5
Drip hanger WK-01.5
Clamp for accessories WS-16.5
Multi-position clamp WS-17.6
Multi-position clamp WS-17.7



InfiniMove™

Additional table accessories can be mounted on two long bars on both sides of the tabletop above the column. The bars have protection against accidental removal of accessories. In addition, the tabletop can be equipped with additional **InfiniMove™** adapters that can be fixed along the entire length of the imaging window, infinitely adjusting their position. These bars, when not in use, can be quickly dismantled so as not to disturb during the surgery and not to interfere with the images. **InfiniMove™** adapters also have pawls at their ends that secure the accessories against accidental disassembly.



Technologies used in the product:



fCharge™

All battery cells powering Famed Żywiec products are carefully selected from a reliable supplier we have been cooperating with for many years. Each **fCharge™** battery cell undergoes inspection at an external company, then goes through multiple tests at several technology departments of our factory. The **fCharge™**, fast charging technology charger used in our products allows for quick supply of the necessary amount of electricity to carry out the first treatments. A minimum of several dozen guaranteed full work cycles ensures safety in the course of performing every medical procedure.



rCover™

The wireless remote control for the operating table is an option for the facilities which require maximum convenience and usability. This controller offers all the features of a wired remote control, a powerful battery pack and a docking station with a wireless charger. It is equipped in **bbSafe™** and **rCover™** technology – built-in protection against interference with other wireless devices that work in the vicinity of the operating room. Part of the system is also a special table and the remote-control pairing procedure and appropriately calculated signal power limit.



bbSafe™

Wired remote control with 2.8" screen in IPS technology, which enables quick and precise change of position and real-time preview of setting values. For patient safety, we have designed the **bbSafe™** system – triple protection against accidental change of position and a warning about high energy consumption. Following an adjustable idle time, the remote control automatically switches to standby mode. In addition, there is a two-step process of changing the bed's position – the operator first presses a button corresponding to the category of movement, and then, in the next step, enters information about its direction. Moreover, the **bbSafe™** system warns the user when the movement of the table puts a heavy load on the battery cells – this allows you to predict the power consumption and plan battery charging accordingly. The remote control meets the IP54 standard.



IntelliProtect™

This technology is primarily based on the use of new, better-grade stainless steel (according to the international standard EN 10088) and modernization of the production process, which reduced the number of contaminants generated on the table surface. In addition, **IntelliProtect™** technology means that we are using a richer chemical bath that better protects our products. Additionally, places particularly exposed to contamination and corrosion, are covered with a protective layer of a zinc-based agent.



InfiniMove™

The tabletop has special immersion for stepless mounting of additional accessories. The main features of the **InfiniMove™** adapters are the possibility to change the place of equipment assembly and quick disassembly of the rails (so that they do not interfere during the procedure and do not create disturbances during imaging). Adapters have latches at their ends that protect the accessories against accidental disassembly.



TotalClear™

TotalClear™ is the effect of years of designing various prototype carbon fibre tops, experiments with types of fibres and their arrangement. Due to extensive research in a professional measuring institute, the final structure and direction of fibre arrangement in **TotalClear™** system allows for the reduction of the number of artefacts on images. As a result, the risk of misdiagnosis based on imaging is reduced to the minimum. The tabletop made with the use of **TotalClear™** technology not only has a very good translucency parameter, but above all it helps obtain images that are very clear and free from distortions. It ensures diagnostic reliability and the certainty of your every move. The table top made in **TotalClear™** technology does not have any crossbeams (frameless structure). It is made of a uniform carbon plate with 360° translucency.

Technical data

FLARE (SU-07)

Tabletop length x width	2200 x 540 mm
Thickness of the mattress	40 mm
Height adjustment of the tabletop	800 – 1200 mm
Trendelenburg/Reverse-Trendelenburg position	16° / 25°
Lateral tilts	20°
Longitudinal shift of the tabletop	530 mm
Side shift	± 125 mm
Translucency of the TotalClear™ tabletop	0,36 mm Al
Maximum load	180 kg (230 kg - option)
Power supply	120/230 V ~ 50/60Hz
Protection grade	IP-X4
Battery power	24 V DC
Table weight	250 kg



Famed Żywiec Sp. z o.o.
ul. Fabryczna 1
34-300 Żywiec
Poland

Export:
tel.: +48 33 866 62 58
fax: +48 33 861 30 79

export@famed.com.pl
www.famed.com.pl



The products conform to European Directive MDD 93/42/EEC on medical devices and the Act on medical devices.

Version 83/2018/09/1. The manufacturer reserves the right to modify the product due to technical progress. All illustrations, parameters and photos used in this material are used only for demonstration purposes and may not reflect the finished product.